


REVISED MONTHLY TOTAL COLLECTION GOAL ALLOCATION OF REVENUE DISTRICT OFFICES 113B, 114 AND 115, CY 2022
(In Thousand Pesos)

IMPLEMENTING OFFICE	TOTAL	JANUARY	FEBRUARY	MARCH	APRIL	MAY	JUNE	JULY	AUGUST	SEPTEMBER	OCTOBER	NOVEMBER	DECEMBER
113B. East Davao City	8,344,380	725,848	603,637	524,555	937,017	760,286	611,622	654,787	761,816	594,472	636,741	886,652	646,947
114. Mati City, Davao Oriental	882,776	76,659	64,176	55,368	98,815	80,255	64,931	69,748	80,509	62,829	67,700	93,242	68,544
115. Digos City, Davao del Sur	1,509,565	132,805	110,371	95,664	167,114	135,007	111,999	120,765	135,855	107,574	117,015	157,060	118,336


lu



REVISED MONTHLY COLLECTION GOAL ALLOCATION FOR INCOME TAXES OF REVENUE DISTRICT OFFICES 113B, 114 AND 115, CY 2022
(In Thousand Pesos)

IMPLEMENTING OFFICE	TOTAL	JANUARY	FEBRUARY	MARCH	APRIL	MAY	JUNE	JULY	AUGUST	SEPTEMBER	OCTOBER	NOVEMBER	DECEMBER
113B. East Davao City	5,097,758	405,559	329,251	286,387	659,507	535,560	323,559	353,424	517,310	344,382	359,139	619,962	363,718
114. Mati City, Davao Oriental	531,857	42,313	34,351	29,880	68,808	55,876	33,757	36,873	53,972	35,930	37,469	64,681	37,947
115. Digos City, Davao del Sur	856,840	68,167	55,341	48,137	110,851	90,018	54,384	59,404	86,950	57,884	60,365	104,205	61,134


for



REVISED MONTHLY COLLECTION GOAL ALLOCATION FOR EXCISE TAXES OF REVENUE DISTRICT OFFICES 113B, 114 AND 115, CY 2022
(In Thousand Pesos)

IMPLEMENTING OFFICE	TOTAL	JANUARY	FEBRUARY	MARCH	APRIL	MAY	JUNE	JULY	AUGUST	SEPTEMBER	OCTOBER	NOVEMBER	DECEMBER
113B. East Davao City	3,048	238	280	189	221	264	300	282	283	280	239	281	191
114. Mati City, Davao Oriental	8,953	699	822	555	648	776	882	829	831	822	702	826	561
115. Digos City, Davao del Sur	861	67	79	53	62	75	85	80	80	79	68	79	54


ju



REVISED MONTHLY COLLECTION GOAL ALLOCATION FOR VALUE-ADDED TAX OF REVENUE DISTRICT OFFICES 113B, 114 AND 115, CY 2022
(In Thousand Pesos)

IMPLEMENTING OFFICE	TOTAL	JANUARY	FEBRUARY	MARCH	APRIL	MAY	JUNE	JULY	AUGUST	SEPTEMBER	OCTOBER	NOVEMBER	DECEMBER
113B. East Davao City	2,283,441	242,123	178,248	175,512	193,994	159,634	199,819	199,117	170,006	188,534	185,853	205,958	184,643
114. Mati City, Davao Oriental	228,483	24,227	17,836	17,562	19,411	15,973	19,994	19,924	17,011	18,864	18,596	20,608	18,477
115. Digos City, Davao del Sur	433,675	45,984	33,853	33,333	36,844	30,319	37,949	37,817	32,288	35,807	35,298	39,116	35,067


Real



REVISED MONTHLY COLLECTION GOAL ALLOCATION FOR PERCENTAGE TAXES OF REVENUE DISTRICT OFFICES 113B, 114 AND 115, CY 2022
 (In Thousand Pesos)

IMPLEMENTING OFFICE	TOTAL	JANUARY	FEBRUARY	MARCH	APRIL	MAY	JUNE	JULY	AUGUST	SEPTEMBER	OCTOBER	NOVEMBER	DECEMBER
113B. East Davao City	154,253	21,728	8,203	9,465	17,874	8,975	9,893	19,453	8,483	8,572	19,819	8,910	12,878
114. Mati City, Davao Oriental	21,176	2,983	1,126	1,300	2,454	1,232	1,358	2,671	1,165	1,176	2,721	1,223	1,767
115. Digos City, Davao del Sur	47,395	6,676	2,520	2,908	5,492	2,758	3,039	5,977	2,606	2,634	6,090	2,737	3,958

hu



REVISED MONTHLY COLLECTION GOAL ALLOCATION FOR OTHER TAXES OF REVENUE DISTRICT OFFICES 113B, 114 AND 115, CY 2022
(In Thousand Pesos)

IMPLEMENTING OFFICE	TOTAL	JANUARY	FEBRUARY	MARCH	APRIL	MAY	JUNE	JULY	AUGUST	SEPTEMBER	OCTOBER	NOVEMBER	DECEMBER
113B. East Davao City	805,880	56,200	87,655	53,002	65,421	55,853	78,051	82,511	65,734	52,704	71,691	51,541	85,517
114. Mati City, Davao Oriental	92,307	6,437	10,041	6,071	7,494	6,398	8,940	9,451	7,530	6,037	8,212	5,904	9,792
115. Digos City, Davao del Sur	170,794	11,911	18,578	11,233	13,865	11,837	16,542	17,487	13,931	11,170	15,194	10,923	18,123

Jan

