

STATEMENT OF APPROPRIATIONS, ALLOTMENTS, OBLIGATIONS, DISBURSEMENTS AND BALANCES

As at the Quarter Ending December 31, 2019


Department : Department of Finance (DOF)  
 Agency/Entity : National Tax Research Center  
 Operating Unit : < not applicable >  
 Organization Code : 11 009 0000000  
 Fund Cluster : 01 Regular Agency Fund

|   |                             |
|---|-----------------------------|
| X | Current Year Appropriations |
|   | Supplemental Appropriations |
|   | Continuing Appropriations   |

(e.g. UACS Fund Cluster: 01-Regular Agency Fund, 02-Foreign Assisted Projects Fund, 03-Special Account-Locally Funded/Domestic Grants Fund, and 04-Special Account-Foreign Assisted/Foreign Grants Fund)

| Particulars  | UACS CODE       | Appropriations            |  |                         | Allotments          |  |             | Current Year Obligations |                           |                             |                            |                            |                           |                  | Current Year Disbursements  |                            |                            |                           |                  | Balances         |                        |                                    |                            |
|--|-----------------|---------------------------|--|-------------------------|---------------------|--|-------------|--------------------------|---------------------------|-----------------------------|----------------------------|----------------------------|---------------------------|------------------|-----------------------------|----------------------------|----------------------------|---------------------------|------------------|------------------|------------------------|------------------------------------|----------------------------|
|  |                 | Authorized Appropriations | Adjustments (Transfer To/From, Modifications/) | Adjusted Appropriations | Allotments Received | Adjustments (Reductions, Modifications/ Augmentations) | Transfer To | Transfer From            | Adjusted Total Allotments | 1st Quarter Ending March 31 | 2nd Quarter Ending June 30 | 3rd Quarter Ending Sept 30 | 4th Quarter Ending Dec 31 | TOTAL            | 1st Quarter Ending March 31 | 2nd Quarter Ending June 30 | 3rd Quarter Ending Sept 30 | 4th Quarter Ending Dec 31 | TOTAL            | Unreleased Appro | Unobligated Allotments | Unpaid Obligations (15-20)=(23+24) |                            |
|  |                 |                           |  |                         |                     |  |             |                          |                           |                             |                            |                            |                           |                  |                             |                            |                            |                           |                  |                  |                        | Due and Demandable                 | Not Yet Due and Demandable |
| 1  | 2               | 3                         | 4  | 5=(3+4)                 | 6                   | 7  | 8           | 9                        | 10=(8+(-)+7)+8+9          | 11                          | 12                         | 13                         | 14                        | 15=(11+12+13+14) | 16                          | 17                         | 18                         | 19                        | 20=(16+17+18+19) | 21               | 22                     | 23                                 | 24                         |
| Agency Specific Budget   |                 | 66,115,000.00             | 0.00   | 66,115,000.00           | 66,629,000.00       | 0.00   | 0.00        | 0.00                     | 66,629,000.00             | 12,696,626.00               | 16,679,873.00              | 13,336,366.00              | 18,264,027.00             | 63,976,912.00    | 12,637,975.00               | 17,319,975.00              | 14,322,242.00              | 19,716,699.00             | 63,976,961.00    | 286,000.00       | 1,852,088.00           | 0.00                               | 51.00                      |
| General Administration and Support   | 10000000000000  | 27,491,000.00             | (477,774.00)                                   | 27,013,226.00           | 27,205,000.00       | (477,774.00)   | 0.00        | 0.00                     | 26,727,226.00             | 4,604,236.00                | 8,911,620.00               | 6,053,142.00               | 6,922,683.00              | 26,891,663.00    | 4,741,566.00                | 6,555,741.00               | 7,019,998.00               | 8,375,325.00              | 26,891,632.00    | 286,000.00       | 35,543.00              | 0.00                               | 51.00                      |
| General management and supervision   | 100000100001000 | 27,205,000.00             | (477,774.00)                                   | 26,727,226.00           | 27,205,000.00       | (477,774.00)   | 0.00        | 0.00                     | 26,727,226.00             | 4,604,236.00                | 8,911,620.00               | 5,950,594.00               | 6,922,683.00              | 26,598,135.00    | 4,741,566.00                | 6,555,741.00               | 6,916,450.00               | 8,375,325.00              | 26,598,084.00    | 0.00             | 138,061.00             | 0.00                               | 51.00                      |
| PS   |                 | 14,524,000.00             | 731,266.00                                     | 15,255,266.00           | 14,524,000.00       | 731,266.00   | 0.00        | 0.00                     | 15,255,266.00             | 2,837,371.00                | 4,727,422.00               | 3,553,751.00               | 3,959,478.00              | 15,078,022.00    | 2,783,660.00                | 4,675,626.00               | 3,637,488.00               | 3,981,203.00              | 15,077,877.00    | 0.00             | 177,244.00             | 0.00                               | 45.00                      |
| MOOE   |                 | 12,681,000.00             | (1,209,040.00)                                 | 11,471,960.00           | 12,681,000.00       | (1,209,040.00)   | 0.00        | 0.00                     | 11,471,960.00             | 1,966,867.00                | 4,184,198.00               | 2,396,843.00               | 2,963,205.00              | 11,511,113.00    | 1,857,906.00                | 1,880,115.00               | 3,279,962.00               | 4,394,122.00              | 11,511,107.00    | 0.00             | (36,153.00)            | 0.00                               | 6.00                       |
| Administration of Personnel Benefits   | 100000100002000 | 285,000.00                | 0.00   | 285,000.00              | 0.00                | 0.00   | 0.00        | 0.00                     | 0.00                      | 0.00                        | 0.00                       | 102,546.00                 | 0.00                      | 102,546.00       | 0.00                        | 0.00                       | 102,546.00                 | 0.00                      | 102,546.00       | 286,000.00       | (102,546.00)           | 0.00                               | 0.00                       |
| PS   |                 | 285,000.00                | 0.00   | 285,000.00              | 0.00                | 0.00   | 0.00        | 0.00                     | 0.00                      | 0.00                        | 0.00                       | 102,546.00                 | 0.00                      | 102,546.00       | 0.00                        | 0.00                       | 102,546.00                 | 0.00                      | 102,546.00       | 286,000.00       | (102,546.00)           | 0.00                               | 0.00                       |
| Sub-Total, General Administration and Support  |                 | 27,491,000.00             | (477,774.00)                                   | 27,013,226.00           | 27,205,000.00       | (477,774.00)   | 0.00        | 0.00                     | 26,727,226.00             | 4,604,236.00                | 8,911,620.00               | 6,053,142.00               | 6,922,683.00              | 26,891,663.00    | 4,741,566.00                | 6,555,741.00               | 7,019,998.00               | 8,375,325.00              | 26,891,632.00    | 286,000.00       | 35,543.00              | 0.00                               | 51.00                      |
| PS   |                 | 14,810,000.00             | 731,266.00                                     | 15,541,266.00           | 14,524,000.00       | 731,266.00   | 0.00        | 0.00                     | 15,255,266.00             | 2,837,371.00                | 4,727,422.00               | 3,556,299.00               | 3,959,478.00              | 15,180,570.00    | 2,783,660.00                | 4,675,626.00               | 3,740,096.00               | 3,981,203.00              | 15,180,525.00    | 286,000.00       | 74,896.00              | 0.00                               | 45.00                      |
| MOOE   |                 | 12,681,000.00             | (1,209,040.00)                                 | 11,471,960.00           | 12,681,000.00       | (1,209,040.00)   | 0.00        | 0.00                     | 11,471,960.00             | 1,966,867.00                | 4,184,198.00               | 2,396,843.00               | 2,963,205.00              | 11,511,113.00    | 1,857,906.00                | 1,880,115.00               | 3,279,962.00               | 4,394,122.00              | 11,511,107.00    | 0.00             | (36,153.00)            | 0.00                               | 6.00                       |
| FinEx (if Applicable)  |                 | 0.00                      | 0.00   | 0.00                    | 0.00                | 0.00   | 0.00        | 0.00                     | 0.00                      | 0.00                        | 0.00                       | 0.00                       | 0.00                      | 0.00             | 0.00                        | 0.00                       | 0.00                       | 0.00                      | 0.00             | 0.00             | 0.00                   | 0.00                               | 0.00                       |
| CO   |                 | 0.00                      | 0.00   | 0.00                    | 0.00                | 0.00   | 0.00        | 0.00                     | 0.00                      | 0.00                        | 0.00                       | 0.00                       | 0.00                      | 0.00             | 0.00                        | 0.00                       | 0.00                       | 0.00                      | 0.00             | 0.00             | 0.00                   | 0.00                               | 0.00                       |
| Operations   | 300000000000000 | 38,624,000.00             | 477,774.00                                     | 39,101,774.00           | 38,624,000.00       | 477,774.00   | 0.00        | 0.00                     | 39,101,774.00             | 7,892,388.00                | 10,768,253.00              | 7,283,244.00               | 11,341,344.00             | 37,285,229.00    | 7,896,407.00                | 10,764,234.00              | 7,283,244.00               | 11,341,344.00             | 37,285,229.00    | 0.00             | 1,816,545.00           | 0.00                               | 0.00                       |
| OO: Philippine Tax System Improved   |                 | 38,624,000.00             | 477,774.00                                     | 39,101,774.00           | 38,624,000.00       | 477,774.00   | 0.00        | 0.00                     | 39,101,774.00             | 7,892,388.00                | 10,768,253.00              | 7,283,244.00               | 11,341,344.00             | 37,285,229.00    | 7,896,407.00                | 10,764,234.00              | 7,283,244.00               | 11,341,344.00             | 37,285,229.00    | 0.00             | 1,816,545.00           | 0.00                               | 0.00                       |
| NATIONAL TAX ADVISORY PROGRAM  |                 | 38,624,000.00             | 477,774.00                                     | 39,101,774.00           | 38,624,000.00       | 477,774.00   | 0.00        | 0.00                     | 39,101,774.00             | 7,892,388.00                | 10,768,253.00              | 7,283,244.00               | 11,341,344.00             | 37,285,229.00    | 7,896,407.00                | 10,764,234.00              | 7,283,244.00               | 11,341,344.00             | 37,285,229.00    | 0.00             | 1,816,545.00           | 0.00                               | 0.00                       |
| Tax System and Tax Policy Structure Studies and Surveys                                      | 310100100001000 | 38,497,000.00             | 477,774.00                                     | 38,974,774.00           | 38,497,000.00       | 477,774.00   | 0.00        | 0.00                     | 38,974,774.00             | 7,897,073.00                | 10,760,938.00              | 7,215,929.00               | 11,311,048.00             | 37,174,988.00    | 7,891,092.00                | 10,756,919.00              | 7,215,929.00               | 11,311,048.00             | 37,174,988.00    | 0.00             | 1,799,789.00           | 0.00                               | 0.00                       |
| PS   |                 | 33,006,000.00             | 1,135,476.00                                   | 34,141,476.00           | 33,006,000.00       | 1,135,476.00   | 0.00        | 0.00                     | 34,141,476.00             | 6,787,066.00                | 8,646,596.00               | 6,438,406.00               | 10,933,769.00             | 32,807,840.00    | 6,787,066.00                | 8,646,599.00               | 6,438,406.00               | 10,933,769.00             | 32,807,840.00    | 0.00             | 1,333,636.00           | 0.00                               | 0.00                       |
| MOOE   |                 | 4,536,000.00              | (657,702.00)                                   | 3,878,298.00            | 4,536,000.00        | (657,702.00)   | 0.00        | 0.00                     | 3,878,298.00              | 1,100,007.00                | 1,400,336.00               | 866,088.00                 | 250,379.00                | 3,416,810.00     | 1,104,026.00                | 1,396,317.00               | 666,088.00                 | 250,379.00                | 3,416,810.00     | 0.00             | 461,488.00             | 0.00                               | 0.00                       |
| CO   |                 | 955,000.00                | 0.00   | 955,000.00              | 955,000.00          | 0.00   | 0.00        | 0.00                     | 955,000.00                | 0.00                        | 712,003.00                 | 111,435.00                 | 126,900.00                | 950,338.00       | 0.00                        | 712,003.00                 | 111,435.00                 | 126,900.00                | 950,338.00       | 0.00             | 4,862.00               | 0.00                               | 0.00                       |
| Evaluation of Tax Subsidy Requests from Government-Owned and Controlled Corporations (GOCCs) | 310100100002000 | 127,000.00                | 0.00   | 127,000.00              | 127,000.00          | 0.00   | 0.00        | 0.00                     | 127,000.00                | 5,315.00                    | 7,315.00                   | 67,315.00                  | 30,296.00                 | 110,241.00       | 5,315.00                    | 7,315.00                   | 67,315.00                  | 30,296.00                 | 110,241.00       | 0.00             | 16,759.00              | 0.00                               | 0.00                       |
| MOOE   |                 | 127,000.00                | 0.00   | 127,000.00              | 127,000.00          | 0.00   | 0.00        | 0.00                     | 127,000.00                | 5,315.00                    | 7,315.00                   | 67,315.00                  | 30,296.00                 | 110,241.00       | 5,315.00                    | 7,315.00                   | 67,315.00                  | 30,296.00                 | 110,241.00       | 0.00             | 16,759.00              | 0.00                               | 0.00                       |
| Sub-Total, Operations  |                 | 38,624,000.00             | 477,774.00                                     | 39,101,774.00           | 38,624,000.00       | 477,774.00   | 0.00        | 0.00                     | 39,101,774.00             | 7,892,388.00                | 10,768,253.00              | 7,283,244.00               | 11,341,344.00             | 37,285,229.00    | 7,896,407.00                | 10,764,234.00              | 7,283,244.00               | 11,341,344.00             | 37,285,229.00    | 0.00             | 1,816,545.00           | 0.00                               | 0.00                       |
| PS   |                 | 33,006,000.00             | 1,135,476.00                                   | 34,141,476.00           | 33,006,000.00       | 1,135,476.00   | 0.00        | 0.00                     | 34,141,476.00             | 6,787,066.00                | 8,646,596.00               | 6,438,406.00               | 10,933,769.00             | 32,807,840.00    | 6,787,066.00                | 8,646,599.00               | 6,438,406.00               | 10,933,769.00             | 32,807,840.00    | 0.00             | 1,333,636.00           | 0.00                               | 0.00                       |
| MOOE   |                 | 4,663,000.00              | (657,702.00)                                   | 4,005,298.00            | 4,663,000.00        | (657,702.00)   | 0.00        | 0.00                     | 4,005,298.00              | 1,105,322.00                | 1,407,651.00               | 733,403.00                 | 280,675.00                | 3,527,051.00     | 1,106,341.00                | 1,403,632.00               | 733,403.00                 | 280,675.00                | 3,527,051.00     | 0.00             | 478,247.00             | 0.00                               | 0.00                       |
| FinEx (if Applicable)  |                 | 0.00                      | 0.00   | 0.00                    | 0.00                | 0.00   | 0.00        | 0.00                     | 0.00                      | 0.00                        | 0.00                       | 0.00                       | 0.00                      | 0.00             | 0.00                        | 0.00                       | 0.00                       | 0.00                      | 0.00             | 0.00             | 0.00                   | 0.00                               | 0.00                       |
| CO   |                 | 955,000.00                | 0.00   | 955,000.00              | 955,000.00          | 0.00   | 0.00        | 0.00                     | 955,000.00                | 0.00                        | 712,003.00                 | 111,435.00                 | 126,900.00                | 950,338.00       | 0.00                        | 712,003.00                 | 111,435.00                 | 126,900.00                | 950,338.00       | 0.00             | 4,862.00               | 0.00                               | 0.00                       |

This report was generated using the Unified Reporting System on 31/01/2020 09:40 version: FAR1.1.5 ; Status : SUBMITTED




Department of Finance (DOF)  
 : National Tax Research Center  
 Agency/Entity : < not applicable >  
 Operating Unit : 11 009 000000  
 Organization Code : 01 Regular Agency Fund  
 Fund Cluster (e.g. UACS Fund Cluster: 01-Regular Agency Fund, 02-Foreign Assisted Projects Fund, 03-Special Account-Locally Funded/Domestic Grants Fund, and 04-Special Account-Foreign Assisted/Foreign Grants Fund)


|   |                             |
|---|-----------------------------|
| X | Current Year Appropriations |
|   | Supplemental Appropriations |
|   | Continuing Appropriations   |

| Particulars                                      | UACS CODE | Appropriations            |   |                         |                     | Allotments   |             |               |                           | Current Year Obligations    |                            |                             |                            |                  |                             | Current Year Disbursements |                             |                            |                  |                  | Balances               |                                    |                            |  |
|--|-----------|---------------------------|---|-------------------------|---------------------|--|-------------|---------------|---------------------------|-----------------------------|----------------------------|-----------------------------|----------------------------|------------------|-----------------------------|----------------------------|-----------------------------|----------------------------|------------------|------------------|------------------------|------------------------------------|----------------------------|--|
|  |           | Authorized Appropriations | Adjustments (Transfer To/From, Modifications) | Adjusted Appropriations | Allotments Received | Adjustments (Reductions, Modifications, Augmentations) | Transfer To | Transfer From | Adjusted Total Allotments | 1st Quarter Ending March 31 | 2nd Quarter Ending June 30 | 3rd Quarter Ending Sept. 30 | 4th Quarter Ending Dec. 31 | TOTAL            | 1st Quarter Ending March 31 | 2nd Quarter Ending June 30 | 3rd Quarter Ending Sept. 30 | 4th Quarter Ending Dec. 31 | TOTAL            | Unreleased Appro | Unobligated Allotments | Unpaid Obligations (15-20)=(23-24) |                            |  |
|  |           |                           |   |                         |                     |  |             |               |                           |                             |                            |                             |                            |                  |                             |                            |                             |                            |                  |                  |                        | Due and Demandable                 | Not Yet Due and Demandable |  |
| 1  | 2         | 3                         | 4   | 5=(3+4)                 | 6                   | 7  | 8           | 9             | 10=[(6+(-7))-8+9]         | 11                          | 12                         | 13                          | 14                         | 15=(11+12+13+14) | 16                          | 17                         | 18                          | 19                         | 20=(16+17+18+19) | 21               | 22                     | 23                                 | 24                         |  |
| Sub-Total I. Agency Specific Budget              |           | 66,115,000.00             | 0.00  | 66,115,000.00           | 65,829,000.00       | 0.00   | 0.00        | 0.00          | 65,829,000.00             | 12,886,826.00               | 19,679,873.00              | 13,336,386.00               | 18,264,027.00              | 63,676,912.00    | 12,837,975.00               | 17,319,975.00              | 14,802,242.00               | 19,716,669.00              | 63,676,861.00    | 286,000.00       | 1,852,088.00           | 0.00                               | 51.00                      |  |
| PS   |           | 47,816,000.00             | 1,866,742.00                                  | 49,682,742.00           | 47,530,000.00       | 1,866,742.00   | 0.00        | 0.00          | 49,396,742.00             | 9,624,437.00                | 13,376,021.00              | 10,094,705.00               | 14,893,247.00              | 47,888,410.00    | 9,570,726.00                | 13,324,225.00              | 10,178,442.00               | 14,814,972.00              | 47,888,365.00    | 286,000.00       | 1,498,332.00           | 0.00                               | 45.00                      |  |
| MOOE   |           | 17,344,000.00             | (1,866,742.00)                                | 15,477,258.00           | 17,344,000.00       | (1,866,742.00)   | 0.00        | 0.00          | 15,477,258.00             | 3,072,189.00                | 5,591,849.00               | 3,130,246.00                | 3,243,880.00               | 15,038,164.00    | 3,067,249.00                | 3,283,747.00               | 4,612,365.00                | 4,674,797.00               | 15,038,156.00    | 0.00             | 439,094.00             | 0.00                               | 6.00                       |  |
| FinEx (if Applicable)                            |           | 0.00                      | 0.00  | 0.00                    | 0.00                | 0.00   | 0.00        | 0.00          | 955,000.00                | 0.00                        | 712,003.00                 | 111,435.00                  | 128,900.00                 | 950,338.00       | 0.00                        | 712,003.00                 | 111,435.00                  | 128,900.00                 | 950,338.00       | 0.00             | 4,862.00               | 0.00                               | 0.00                       |  |
| CO   |           | 955,000.00                | 0.00  | 955,000.00              | 955,000.00          | 0.00   | 0.00        | 0.00          | 4,348,000.00              | 963,873.00                  | 1,068,745.00               | 991,822.00                  | 971,867.00                 | 3,996,307.00     | 963,873.00                  | 1,068,745.00               | 991,822.00                  | 971,867.00                 | 3,996,307.00     | 0.00             | 351,893.00             | 0.00                               | 0.00                       |  |
| II. Automatic Appropriations                     |           | 4,348,000.00              | 0.00  | 4,348,000.00            | 4,348,000.00        | 0.00   | 0.00        | 0.00          | 4,348,000.00              | 963,873.00                  | 1,068,745.00               | 991,822.00                  | 971,867.00                 | 3,996,307.00     | 963,873.00                  | 1,068,745.00               | 991,822.00                  | 971,867.00                 | 3,996,307.00     | 0.00             | 351,893.00             | 0.00                               | 0.00                       |  |
| Specific Budgets of National Government Agencies |           | 4,348,000.00              | 0.00  | 4,348,000.00            | 4,348,000.00        | 0.00   | 0.00        | 0.00          | 4,348,000.00              | 963,873.00                  | 1,068,745.00               | 991,822.00                  | 971,867.00                 | 3,996,307.00     | 963,873.00                  | 1,068,745.00               | 991,822.00                  | 971,867.00                 | 3,996,307.00     | 0.00             | 351,893.00             | 0.00                               | 0.00                       |  |
| Retirement and Life Insurance Premiums           |           | 4,348,000.00              | 0.00  | 4,348,000.00            | 4,348,000.00        | 0.00   | 0.00        | 0.00          | 4,348,000.00              | 963,873.00                  | 1,068,745.00               | 991,822.00                  | 971,867.00                 | 3,996,307.00     | 963,873.00                  | 1,068,745.00               | 991,822.00                  | 971,867.00                 | 3,996,307.00     | 0.00             | 351,893.00             | 0.00                               | 0.00                       |  |
| PS   |           | 4,348,000.00              | 0.00  | 4,348,000.00            | 4,348,000.00        | 0.00   | 0.00        | 0.00          | 4,348,000.00              | 963,873.00                  | 1,068,745.00               | 991,822.00                  | 971,867.00                 | 3,996,307.00     | 963,873.00                  | 1,068,745.00               | 991,822.00                  | 971,867.00                 | 3,996,307.00     | 0.00             | 351,893.00             | 0.00                               | 0.00                       |  |
| Sub-Total II. Automatic Appropriations           |           | 4,348,000.00              | 0.00  | 4,348,000.00            | 4,348,000.00        | 0.00   | 0.00        | 0.00          | 4,348,000.00              | 963,873.00                  | 1,068,745.00               | 991,822.00                  | 971,867.00                 | 3,996,307.00     | 963,873.00                  | 1,068,745.00               | 991,822.00                  | 971,867.00                 | 3,996,307.00     | 0.00             | 351,893.00             | 0.00                               | 0.00                       |  |
| PS   |           | 0.00                      | 0.00  | 0.00                    | 0.00                | 0.00   | 0.00        | 0.00          | 0.00                      | 0.00                        | 0.00                       | 0.00                        | 0.00                       | 0.00             | 0.00                        | 0.00                       | 0.00                        | 0.00                       | 0.00             | 0.00             | 0.00                   | 0.00                               | 0.00                       |  |
| MOOE   |           | 0.00                      | 0.00  | 0.00                    | 0.00                | 0.00   | 0.00        | 0.00          | 0.00                      | 0.00                        | 0.00                       | 0.00                        | 0.00                       | 0.00             | 0.00                        | 0.00                       | 0.00                        | 0.00                       | 0.00             | 0.00             | 0.00                   | 0.00                               | 0.00                       |  |
| FinEx  |           | 0.00                      | 0.00  | 0.00                    | 0.00                | 0.00   | 0.00        | 0.00          | 0.00                      | 0.00                        | 0.00                       | 0.00                        | 0.00                       | 0.00             | 0.00                        | 0.00                       | 0.00                        | 0.00                       | 0.00             | 0.00             | 0.00                   | 0.00                               | 0.00                       |  |
| CO   |           | 0.00                      | 0.00  | 0.00                    | 0.00                | 0.00   | 0.00        | 0.00          | 4,488,545.00              | 0.00                        | 3,921,544.00               | 0.00                        | 553,000.00                 | 4,474,544.00     | 0.00                        | 3,921,544.00               | 0.00                        | 553,000.00                 | 4,474,544.00     | 0.00             | 14,001.00              | 0.00                               | 0.00                       |  |
| III. Special Purpose Fund                        |           | 0.00                      | 4,488,545.00                                  | 4,488,545.00            | 0.00                | 4,488,545.00   | 0.00        | 0.00          | 4,488,545.00              | 0.00                        | 0.00                       | 0.00                        | 553,000.00                 | 553,000.00       | 0.00                        | 0.00                       | 0.00                        | 553,000.00                 | 553,000.00       | 0.00             | 14,001.00              | 0.00                               | 0.00                       |  |
| Miscellaneous Personnel Benefits Fund            |           | 0.00                      | 567,000.00                                    | 567,000.00              | 0.00                | 567,000.00   | 0.00        | 0.00          | 567,000.00                | 0.00                        | 0.00                       | 0.00                        | 553,000.00                 | 553,000.00       | 0.00                        | 0.00                       | 0.00                        | 553,000.00                 | 553,000.00       | 0.00             | 14,000.00              | 0.00                               | 0.00                       |  |
| PS   |           | 0.00                      | 567,000.00                                    | 567,000.00              | 0.00                | 567,000.00   | 0.00        | 0.00          | 567,000.00                | 0.00                        | 0.00                       | 0.00                        | 553,000.00                 | 553,000.00       | 0.00                        | 0.00                       | 0.00                        | 553,000.00                 | 553,000.00       | 0.00             | 14,000.00              | 0.00                               | 0.00                       |  |
| Pension and Gratuity Fund                        |           | 0.00                      | 3,921,545.00                                  | 3,921,545.00            | 0.00                | 3,921,545.00   | 0.00        | 0.00          | 3,921,545.00              | 0.00                        | 3,921,544.00               | 0.00                        | 0.00                       | 3,921,544.00     | 0.00                        | 3,921,544.00               | 0.00                        | 0.00                       | 3,921,544.00     | 0.00             | 1.00                   | 0.00                               | 0.00                       |  |
| PS   |           | 0.00                      | 3,921,545.00                                  | 3,921,545.00            | 0.00                | 3,921,545.00   | 0.00        | 0.00          | 3,921,545.00              | 0.00                        | 3,921,544.00               | 0.00                        | 0.00                       | 3,921,544.00     | 0.00                        | 3,921,544.00               | 0.00                        | 0.00                       | 3,921,544.00     | 0.00             | 1,001.00               | 0.00                               | 0.00                       |  |
| Sub-Total III. Special Purpose Fund              |           | 0.00                      | 4,488,545.00                                  | 4,488,545.00            | 0.00                | 4,488,545.00   | 0.00        | 0.00          | 4,488,545.00              | 0.00                        | 3,921,544.00               | 0.00                        | 553,000.00                 | 4,474,544.00     | 0.00                        | 3,921,544.00               | 0.00                        | 553,000.00                 | 4,474,544.00     | 0.00             | 14,001.00              | 0.00                               | 0.00                       |  |
| PS   |           | 0.00                      | 0.00  | 0.00                    | 0.00                | 0.00   | 0.00        | 0.00          | 0.00                      | 0.00                        | 0.00                       | 0.00                        | 0.00                       | 0.00             | 0.00                        | 0.00                       | 0.00                        | 0.00                       | 0.00             | 0.00             | 0.00                   | 0.00                               | 0.00                       |  |
| MOOE   |           | 0.00                      | 0.00  | 0.00                    | 0.00                | 0.00   | 0.00        | 0.00          | 0.00                      | 0.00                        | 0.00                       | 0.00                        | 0.00                       | 0.00             | 0.00                        | 0.00                       | 0.00                        | 0.00                       | 0.00             | 0.00             | 0.00                   | 0.00                               | 0.00                       |  |
| FinEx  |           | 0.00                      | 0.00  | 0.00                    | 0.00                | 0.00   | 0.00        | 0.00          | 0.00                      | 0.00                        | 0.00                       | 0.00                        | 0.00                       | 0.00             | 0.00                        | 0.00                       | 0.00                        | 0.00                       | 0.00             | 0.00             | 0.00                   | 0.00                               | 0.00                       |  |
| CO   |           | 0.00                      | 0.00  | 0.00                    | 0.00                | 0.00   | 0.00        | 0.00          | 0.00                      | 0.00                        | 0.00                       | 0.00                        | 0.00                       | 0.00             | 0.00                        | 0.00                       | 0.00                        | 0.00                       | 0.00             | 0.00             | 0.00                   | 0.00                               | 0.00                       |  |
| GRAND TOTAL                                      |           | 70,463,000.00             | 4,488,545.00                                  | 74,951,545.00           | 70,177,000.00       | 4,488,545.00   | 0.00        | 0.00          | 74,665,545.00             | 13,860,496.00               | 24,670,162.00              | 14,328,208.00               | 19,788,894.00              | 72,447,763.00    | 13,801,848.00               | 22,310,264.00              | 15,294,064.00               | 21,241,536.00              | 72,447,712.00    | 286,000.00       | 2,217,782.00           | 0.00                               | 51.00                      |  |
| PS   |           | 52,164,000.00             | 6,355,287.00                                  | 58,519,287.00           | 51,975,000.00       | 6,355,287.00   | 0.00        | 0.00          | 58,233,287.00             | 10,588,310.00               | 18,366,310.00              | 11,099,527.00               | 16,418,114.00              | 56,469,281.00    | 10,534,599.00               | 18,314,514.00              | 11,170,264.00               | 16,439,839.00              | 56,459,216.00    | 286,000.00       | 1,774,026.00           | 0.00                               | 45.00                      |  |
| MOOE   |           | 17,344,000.00             | (1,866,742.00)                                | 15,477,258.00           | 17,344,000.00       | (1,866,742.00)   | 0.00        | 0.00          | 15,477,258.00             | 3,072,189.00                | 5,591,849.00               | 3,130,246.00                | 3,243,880.00               | 15,038,164.00    | 3,067,249.00                | 3,283,747.00               | 4,612,365.00                | 4,674,797.00               | 15,038,156.00    | 0.00             | 439,094.00             | 0.00                               | 6.00                       |  |
| CO   |           | 955,000.00                | 0.00  | 955,000.00              | 955,000.00          | 0.00   | 0.00        | 0.00          | 955,000.00                | 0.00                        | 712,003.00                 | 111,435.00                  | 128,900.00                 | 950,338.00       | 0.00                        | 712,003.00                 | 111,435.00                  | 128,900.00                 | 950,338.00       | 0.00             | 4,862.00               | 0.00                               | 0.00                       |  |
| Recapitulation by OO:                            |           | 38,624,000.00             | 477,774.00                                    | 39,101,774.00           | 38,624,000.00       | 477,774.00   | 0.00        | 0.00          | 39,101,774.00             | 7,892,388.00                | 10,768,253.00              | 7,283,244.00                | 11,341,344.00              | 37,285,229.00    | 7,896,407.00                | 10,764,234.00              | 12,632,244.00               | 11,341,344.00              | 37,285,229.00    | 0.00             | 1,816,545.00           | 0.00                               | 0.00                       |  |
| I. Agency Specific Budget                        |           | 38,624,000.00             | 477,774.00                                    | 39,101,774.00           | 38,624,000.00       | 477,774.00   | 0.00        | 0.00          | 39,101,774.00             | 7,892,388.00                | 10,768,253.00              | 7,283,244.00                | 11,341,344.00              | 37,285,229.00    | 7,896,407.00                | 10,764,234.00              | 12,632,244.00               | 11,341,344.00              | 37,285,229.00    | 0.00             | 1,816,545.00           | 0.00                               | 0.00                       |  |
| NATIONAL TAX ADVISORY PROGRAM                    |           |                           |   |                         |                     |  |             |               |                           |                             |                            |                             |                            |                  |                             |                            |                             |                            |                  |                  |                        |                                    |                            |  |


Certified Correct:

  
ALVAREZ MILAGROS GORDOLAN  
Budget Officer  
Date: 2020-01-31 09:38:12.0


Certified Correct:

  
MARIANO GRACE ASAULA  
Chief Accountant  
Date: 2020-01-31 09:38:12.0

Recommending Approval:

  
RODRIGUEZ JUAN CARLO DAMATAN  
Chief, Admin & Fin. Branch  
Date: 2020-01-31 09:38:

Approved By:

  
CALUBAG MARLENE LUCERO  
OIC - Executive Director  
Date: 2020-01-31 09:40: