

STATEMENT OF APPROPRIATIONS, ALLOTMENTS, OBLIGATIONS, DISBURSEMENTS AND BALANCES  
As at the Quarter Ending June 30, 2019

Department: Department of Finance (DOF)  
Agency: National Tax Research Center  
Operating Unit: < not applicable >  
Organization Code: 11 009 0000000  
Fund Cluster: 01 Regular Agency Fund

X	Current Year Appropriations
	Supplemental Appropriations
	Continuing Appropriations

(e.g. UACS Fund Cluster: 01-Regular Agency Fund, 02-Foreign Assisted Projects Fund, 03-Special Account-Locally Funded/Domestic Grants Fund, and 04-Special Account-Foreign Assisted/Foreign Grants Fund)

Particulars	UACS CODE	Appropriations			Allotments			Current Year Obligations							Current Year Disbursements				Balances				
		Authorized Appropriations	Adjustments (Transfer To/From, Realignment)	Adjusted Appropriations	Allotments Received	Adjustments (Withdrawal, Realignment)	Transfer To	Transfer From	Adjusted Total Allotments	1st Quarter Ending March 31	2nd Quarter Ending June 30	3rd Quarter Ending Sept 30	4th Quarter Ending Dec. 31	TOTAL	1st Quarter Ending March 31	2nd Quarter Ending June 30	3rd Quarter Ending Sept. 30	4th Quarter Ending Dec. 31	TOTAL	Unreleased Appro	Unobligated Allotments	Unpaid Obligations (15-20)=(23+24)	
		3	4	5=(3+4)	6	7	8	9	10=(8+(-)7-8+9)	11	12	13	14	15=(11+12+13+14)	16	17	18	19	20=(16+17+18+19)	21	22	23	24
1. Agency Specific Budget		66,115,000.00	0.00	66,115,000.00	65,829,000.00	0.00	0.00	0.00	65,829,000.00	12,696,626.00	19,679,873.00	0.00	0.00	32,376,499.00	12,877,977.00	17,276,973.00	0.00	0.00	29,857,950.00	286,000.00	33,452,501.00	0.00	2,418,549.00
General Administration and Support	1000000000000000	27,491,000.00	0.00	27,491,000.00	27,205,000.00	0.00	0.00	0.00	27,205,000.00	4,804,238.00	8,911,620.00	0.00	0.00	13,715,858.00	4,781,570.00	6,515,739.00	0.00	0.00	11,297,309.00	286,000.00	13,483,142.00	0.00	2,418,549.00
General management and supervision	100000100001000	27,205,000.00	0.00	27,205,000.00	27,205,000.00	0.00	0.00	0.00	27,205,000.00	4,804,238.00	8,911,620.00	0.00	0.00	13,715,858.00	4,781,570.00	6,515,739.00	0.00	0.00	11,297,309.00	0.00	13,483,142.00	0.00	2,418,549.00
PS		14,524,000.00	0.00	14,524,000.00	14,524,000.00	0.00	0.00	0.00	14,524,000.00	2,837,371.00	4,727,422.00	0.00	0.00	7,564,793.00	2,818,910.00	4,707,876.00	0.00	0.00	7,526,786.00	0.00	6,959,207.00	0.00	38,007.00
MOOE		12,681,000.00	0.00	12,681,000.00	12,681,000.00	0.00	0.00	0.00	12,681,000.00	1,966,867.00	4,184,198.00	0.00	0.00	6,151,065.00	1,962,660.00	1,807,863.00	0.00	0.00	3,770,523.00	0.00	6,528,935.00	0.00	2,360,542.00
Administration of Personnel Benefits	100000100002000	286,000.00	0.00	286,000.00	0.00	0.00	0.00	0.00	0.00	0.00	0.00	0.00	0.00	0.00	0.00	0.00	0.00	0.00	286,000.00	0.00	0.00	0.00	0.00
PS		286,000.00	0.00	286,000.00	0.00	0.00	0.00	0.00	0.00	0.00	0.00	0.00	0.00	0.00	0.00	0.00	0.00	0.00	286,000.00	0.00	0.00	0.00	0.00
Sub-Total, General Administration and Support		27,491,000.00	0.00	27,491,000.00	27,205,000.00	0.00	0.00	0.00	27,205,000.00	4,804,238.00	8,911,620.00	0.00	0.00	13,715,858.00	4,781,570.00	6,515,739.00	0.00	0.00	11,297,309.00	286,000.00	13,483,142.00	0.00	2,418,549.00
PS		14,810,000.00	0.00	14,810,000.00	14,524,000.00	0.00	0.00	0.00	14,524,000.00	2,837,371.00	4,727,422.00	0.00	0.00	7,564,793.00	2,818,910.00	4,707,876.00	0.00	0.00	7,526,786.00	0.00	6,959,207.00	0.00	38,007.00
MOOE		12,681,000.00	0.00	12,681,000.00	12,681,000.00	0.00	0.00	0.00	12,681,000.00	1,966,867.00	4,184,198.00	0.00	0.00	6,151,065.00	1,962,660.00	1,807,863.00	0.00	0.00	3,770,523.00	0.00	6,528,935.00	0.00	2,360,542.00
FinEx (if Applicable)		0.00	0.00	0.00	0.00	0.00	0.00	0.00	0.00	0.00	0.00	0.00	0.00	0.00	0.00	0.00	0.00	0.00	0.00	0.00	0.00	0.00	0.00
CO		0.00	0.00	0.00	0.00	0.00	0.00	0.00	0.00	0.00	0.00	0.00	0.00	0.00	0.00	0.00	0.00	0.00	0.00	0.00	0.00	0.00	0.00
Operations	300000000000000	38,624,000.00	0.00	38,624,000.00	38,624,000.00	0.00	0.00	0.00	38,624,000.00	7,892,388.00	10,768,253.00	0.00	0.00	18,660,641.00	7,896,407.00	10,764,234.00	0.00	0.00	18,660,641.00	0.00	19,963,359.00	0.00	0.00
CO - Philippine Tax System Improved		38,624,000.00	0.00	38,624,000.00	38,624,000.00	0.00	0.00	0.00	38,624,000.00	7,892,388.00	10,768,253.00	0.00	0.00	18,660,641.00	7,896,407.00	10,764,234.00	0.00	0.00	18,660,641.00	0.00	19,963,359.00	0.00	0.00
NATIONAL TAX ADVISORY PROGRAM		38,624,000.00	0.00	38,624,000.00	38,624,000.00	0.00	0.00	0.00	38,624,000.00	7,892,388.00	10,768,253.00	0.00	0.00	18,660,641.00	7,896,407.00	10,764,234.00	0.00	0.00	18,660,641.00	0.00	19,963,359.00	0.00	0.00
Tax System and Tax Policy Structure Studies and Surveys	310100100001000	38,497,000.00	0.00	38,497,000.00	38,497,000.00	0.00	0.00	0.00	38,497,000.00	7,887,073.00	10,760,938.00	0.00	0.00	18,548,011.00	7,891,092.00	10,756,919.00	0.00	0.00	18,548,011.00	0.00	19,848,989.00	0.00	0.00
PS		33,006,000.00	0.00	33,006,000.00	33,006,000.00	0.00	0.00	0.00	33,006,000.00	6,787,066.00	8,646,599.00	0.00	0.00	15,433,665.00	6,787,066.00	8,646,599.00	0.00	0.00	15,433,665.00	0.00	17,570,335.00	0.00	0.00
MOOE		4,536,000.00	0.00	4,536,000.00	4,536,000.00	0.00	0.00	0.00	4,536,000.00	1,100,007.00	1,400,338.00	0.00	0.00	2,500,345.00	1,104,028.00	1,396,317.00	0.00	0.00	2,500,345.00	0.00	2,036,857.00	0.00	0.00
CO		955,000.00	0.00	955,000.00	955,000.00	0.00	0.00	0.00	955,000.00	0.00	712,003.00	0.00	0.00	712,003.00	0.00	712,003.00	0.00	0.00	712,003.00	0.00	242,997.00	0.00	0.00
Evaluation of Tax Subsidy Requests from Government-Owned and Controlled Corporations (GOCCs)	310100100002000	127,000.00	0.00	127,000.00	127,000.00	0.00	0.00	0.00	127,000.00	5,315.00	7,315.00	0.00	0.00	12,630.00	5,315.00	7,315.00	0.00	0.00	12,630.00	0.00	114,370.00	0.00	0.00
MOOE		127,000.00	0.00	127,000.00	127,000.00	0.00	0.00	0.00	127,000.00	5,315.00	7,315.00	0.00	0.00	12,630.00	5,315.00	7,315.00	0.00	0.00	12,630.00	0.00	114,370.00	0.00	0.00
Sub-Total, Operations		38,624,000.00	0.00	38,624,000.00	38,624,000.00	0.00	0.00	0.00	38,624,000.00	7,892,388.00	10,768,253.00	0.00	0.00	18,660,641.00	7,896,407.00	10,764,234.00	0.00	0.00	18,660,641.00	0.00	19,963,359.00	0.00	0.00
PS		33,006,000.00	0.00	33,006,000.00	33,006,000.00	0.00	0.00	0.00	33,006,000.00	6,787,066.00	8,646,599.00	0.00	0.00	15,433,665.00	6,787,066.00	8,646,599.00	0.00	0.00	15,433,665.00	0.00	17,570,335.00	0.00	0.00
MOOE		4,663,000.00	0.00	4,663,000.00	4,663,000.00	0.00	0.00	0.00	4,663,000.00	1,105,322.00	1,407,651.00	0.00	0.00	2,512,973.00	1,109,341.00	1,403,632.00	0.00	0.00	2,512,973.00	0.00	2,150,027.00	0.00	0.00
FinEx (if Applicable)		0.00	0.00	0.00	0.00	0.00	0.00	0.00	0.00	0.00	0.00	0.00	0.00	0.00	0.00	0.00	0.00	0.00	0.00	0.00	0.00	0.00	0.00
CO		955,000.00	0.00	955,000.00	955,000.00	0.00	0.00	0.00	955,000.00	0.00	712,003.00	0.00	0.00	712,003.00	0.00	712,003.00	0.00	0.00	712,003.00	0.00	242,997.00	0.00	0.00

This report was generated using the Unified Reporting System on 25/07/2019 05:07 version FAR1.1.4


Department: Department of Finance (DOF)  
 Agency: National Tax Research Center  
 Operating Unit: < not applicable >  
 Organization Code: 11 009 0000000  
 Fund Cluster: 01 Regular Agency Fund


X

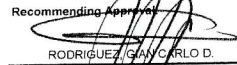
(e.g. UACS Fund Cluster: 01-Regular Agency Fund, 02-Foreign Assisted Projects Fund, 03-Special Account-Locally Funded/Domestic Grants Fund, and 04-Special Account-Foreign Assisted/Foreign Grants Fund)

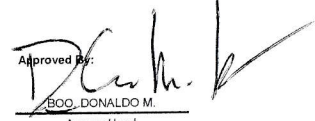
Particulars	UACS CODE	Appropriations								Current Year Obligations							Balances						
		Authorized Appropriations	Adjustments (Transfer To/From, Realignment)	Adjusted Appropriations	Allotments Received	Adjustments (Withdrawal, Realignment)	Transfer To	Transfer From	Adjusted Total Allotments	1st Quarter Ending March 31	2nd Quarter Ending June 30	3rd Quarter Ending Sept. 30	4th Quarter Ending Dec. 31	TOTAL	1st Quarter Ending March 31	2nd Quarter Ending June 30	3rd Quarter Ending Sept. 30	4th Quarter Ending Dec. 31	TOTAL	Unreleased Appro	Unobligated Allotments	Unpaid Obligations (15-20)-(23+24)	
																						10=-(6+)-(7)-8+9	11
Sub-Total, I. Agency Specific Budget		66,115,000.00	0.00	66,115,000.00	65,829,000.00	0.00	0.00	0.00	65,829,000.00	12,696,626.00	19,679,873.00	0.00	0.00	32,376,499.00	12,677,977.00	17,279,973.00	0.00	0.00	29,957,950.00	286,000.00	33,452,501.00	0.00	2,418,549.00
PS		47,816,000.00	0.00	47,816,000.00	47,530,000.00	0.00	0.00	0.00	47,530,000.00	9,624,437.00	13,376,021.00	0.00	0.00	23,000,458.00	9,605,976.00	13,356,475.00	0.00	0.00	22,962,451.00	286,000.00	24,528,542.00	0.00	38,007.00
MOOE		17,344,000.00	0.00	17,344,000.00	17,344,000.00	0.00	0.00	0.00	17,344,000.00	3,072,189.00	5,591,849.00	0.00	0.00	8,664,038.00	3,072,001.00	3,211,495.00	0.00	0.00	6,283,496.00	0.00	8,679,962.00	0.00	2,380,542.00
FinEx (If Applicable)		0.00	0.00	0.00	0.00	0.00	0.00	0.00	0.00	0.00	0.00	0.00	0.00	0.00	0.00	0.00	0.00	0.00	0.00	0.00	0.00	0.00	0.00
CO		955,000.00	0.00	955,000.00	955,000.00	0.00	0.00	0.00	955,000.00	0.00	712,003.00	0.00	0.00	712,003.00	0.00	712,003.00	0.00	0.00	712,003.00	0.00	242,967.00	0.00	0.00
II. Automatic Appropriations		4,348,000.00	0.00	4,348,000.00	4,348,000.00	0.00	0.00	0.00	4,348,000.00	963,873.00	1,068,745.00	0.00	0.00	2,032,618.00	963,873.00	1,068,745.00	0.00	0.00	2,032,618.00	0.00	2,315,382.00	0.00	0.00
Retirement and Life Insurance Premiums		4,348,000.00	0.00	4,348,000.00	4,348,000.00	0.00	0.00	0.00	4,348,000.00	963,873.00	1,068,745.00	0.00	0.00	2,032,618.00	963,873.00	1,068,745.00	0.00	0.00	2,032,618.00	0.00	2,315,382.00	0.00	0.00
PS		4,348,000.00	0.00	4,348,000.00	4,348,000.00	0.00	0.00	0.00	4,348,000.00	963,873.00	1,068,745.00	0.00	0.00	2,032,618.00	963,873.00	1,068,745.00	0.00	0.00	2,032,618.00	0.00	2,315,382.00	0.00	0.00
Sub-Total		4,348,000.00	0.00	4,348,000.00	4,348,000.00	0.00	0.00	0.00	4,348,000.00	963,873.00	1,068,745.00	0.00	0.00	2,032,618.00	963,873.00	1,068,745.00	0.00	0.00	2,032,618.00	0.00	2,315,382.00	0.00	0.00
PS		4,348,000.00	0.00	4,348,000.00	4,348,000.00	0.00	0.00	0.00	4,348,000.00	963,873.00	1,068,745.00	0.00	0.00	2,032,618.00	963,873.00	1,068,745.00	0.00	0.00	2,032,618.00	0.00	2,315,382.00	0.00	0.00
MOOE		0.00	0.00	0.00	0.00	0.00	0.00	0.00	0.00	0.00	0.00	0.00	0.00	0.00	0.00	0.00	0.00	0.00	0.00	0.00	0.00	0.00	0.00
FinEx		0.00	0.00	0.00	0.00	0.00	0.00	0.00	0.00	0.00	0.00	0.00	0.00	0.00	0.00	0.00	0.00	0.00	0.00	0.00	0.00	0.00	0.00
CO		0.00	0.00	0.00	0.00	0.00	0.00	0.00	0.00	0.00	0.00	0.00	0.00	0.00	0.00	0.00	0.00	0.00	0.00	0.00	0.00	0.00	0.00
III. Special Purpose Fund		0.00	3,921,545.00	3,921,545.00	0.00	3,921,545.00	0.00	0.00	3,921,545.00	0.00	3,921,544.00	0.00	0.00	3,921,544.00	0.00	3,921,544.00	0.00	0.00	3,921,544.00	0.00	1.00	0.00	0.00
Pension and Gratuity Fund		0.00	3,921,545.00	3,921,545.00	0.00	3,921,545.00	0.00	0.00	3,921,545.00	0.00	3,921,544.00	0.00	0.00	3,921,544.00	0.00	3,921,544.00	0.00	0.00	3,921,544.00	0.00	1.00	0.00	0.00
PS		0.00	3,921,545.00	3,921,545.00	0.00	3,921,545.00	0.00	0.00	3,921,545.00	0.00	3,921,544.00	0.00	0.00	3,921,544.00	0.00	3,921,544.00	0.00	0.00	3,921,544.00	0.00	1.00	0.00	0.00
Sub-Total		0.00	3,921,545.00	3,921,545.00	0.00	3,921,545.00	0.00	0.00	3,921,545.00	0.00	3,921,544.00	0.00	0.00	3,921,544.00	0.00	3,921,544.00	0.00	0.00	3,921,544.00	0.00	1.00	0.00	0.00
PS		0.00	3,921,545.00	3,921,545.00	0.00	3,921,545.00	0.00	0.00	3,921,545.00	0.00	3,921,544.00	0.00	0.00	3,921,544.00	0.00	3,921,544.00	0.00	0.00	3,921,544.00	0.00	1.00	0.00	0.00
MOOE		0.00	0.00	0.00	0.00	0.00	0.00	0.00	0.00	0.00	0.00	0.00	0.00	0.00	0.00	0.00	0.00	0.00	0.00	0.00	0.00	0.00	0.00
FinEx		0.00	0.00	0.00	0.00	0.00	0.00	0.00	0.00	0.00	0.00	0.00	0.00	0.00	0.00	0.00	0.00	0.00	0.00	0.00	0.00	0.00	0.00
CO		0.00	0.00	0.00	0.00	0.00	0.00	0.00	0.00	0.00	0.00	0.00	0.00	0.00	0.00	0.00	0.00	0.00	0.00	0.00	0.00	0.00	0.00
GRAND TOTAL		70,463,000.00	3,921,545.00	74,384,545.00	70,177,000.00	3,921,545.00	0.00	0.00	74,098,545.00	13,660,499.00	24,670,162.00	0.00	0.00	38,330,661.00	13,641,850.00	22,270,262.00	0.00	0.00	35,912,112.00	286,000.00	35,767,884.00	0.00	2,418,549.00
PS		52,164,000.00	3,921,545.00	56,085,545.00	51,878,000.00	3,921,545.00	0.00	0.00	55,799,545.00	10,588,310.00	18,366,310.00	0.00	0.00	28,954,620.00	10,589,849.00	18,346,784.00	0.00	0.00	28,916,613.00	286,000.00	28,644,925.00	0.00	38,007.00
MOOE		17,344,000.00	0.00	17,344,000.00	17,344,000.00	0.00	0.00	0.00	17,344,000.00	3,072,189.00	5,591,849.00	0.00	0.00	8,664,038.00	3,072,001.00	3,211,495.00	0.00	0.00	6,283,496.00	0.00	8,679,962.00	0.00	2,380,542.00
CO		955,000.00	0.00	955,000.00	955,000.00	0.00	0.00	0.00	955,000.00	0.00	712,003.00	0.00	0.00	712,003.00	0.00	712,003.00	0.00	0.00	712,003.00	0.00	242,967.00	0.00	0.00
Reconciliation by CO																							
I. Agency Specific Budget		41,676,000.00	0.00	41,676,000.00	41,676,000.00	0.00	0.00	0.00	41,676,000.00	8,521,959.00	11,450,897.00	0.00	0.00	19,972,853.00	8,525,975.00	11,446,878.00	0.00	0.00	19,972,853.00	0.00	21,703,147.00	0.00	0.00
NATIONAL TAX ADVISORY PROGRAM		41,676,000.00	0.00	41,676,000.00	41,676,000.00	0.00	0.00	0.00	41,676,000.00	8,521,959.00	11,450,897.00	0.00	0.00	19,972,853.00	8,525,975.00	11,446,878.00	0.00	0.00	19,972,853.00	0.00	21,703,147.00	0.00	0.00

This report was generated using the Unified Reporting System on 25/07/2019 05:07 version FAR1.1.4

Certified Correct:  
  
 SALVATIERRA, CECILIA V.  
 Budget Officer  
 Date: July 25, 2019

Certified Correct:  
  
 MANALO, GRACE A.  
 Accountant  
 Date: July 25, 2019

Recommending Approval:  
  
 RODRIGUEZ, RODOLFO S.  
 Chief, Admin. & Fin. Branch  
 Date: July 25, 2019

Approved By:  
  
 BOO, DONALDO M.  
 Agency Head  
 Date: July 25, 2019