

MONTHLY REPORT OF DISBURSEMENTS
For the month of May 2019

Department: Department of Finance (DOF)
Agency: National Tax Research Center
Operating Unit: < not applicable >
Organization Code: 11 009 000000
Fund Cluster: 01 Regular Agency Fund

	Current Year Appropriations
	Supplemental Appropriations
	Continuing Appropriations

Particulars	Current Year Budget					Prior Year's Budget										Trust Liabilities				Grand Total				Remarks				
	PS	MOOE	FinEx	CO	TOTAL	Prior Year's Accounts Payable					Current Year's Accounts Payable					SUB-TOTAL	PS	MOOE	CO	TOTAL	PS	MOOE	FinEx		CO	TOTAL		
						PS	MOOE	FinEx	CO	Sub-Total	PS	MOOE	FinEx	CO	Sub-Total												TOTAL	
1	2	3	4	5	6=(2+3+4+5)	7	8	9	10	11=(7+8+9+10)	12	13	14	15	16=(12+13+14+15)	17=(11+16)	18=(6+17)	19	20	21	22=(19+20+21)	23	24	25	26	27=(23+24+25+26)	28	
CASH DISBURSEMENTS	4,515,895.86	1,221,995.47	0.00	712,002.56	6,449,893.89	0.00	0.00	0.00	0.00	0.00	0.00	0.00	0.00	0.00	0.00	6,449,893.89	1,463,337.47	0.00	0.00	1,463,337.47	5,979,233.33	1,221,995.47	0.00	712,002.56	7,913,231.36	7,913,231.36		
Notice of Cash Allocation (NCA)	4,515,895.86	1,221,995.47	0.00	712,002.56	6,449,893.89	0.00	0.00	0.00	0.00	0.00	0.00	0.00	0.00	0.00	0.00	6,449,893.89	1,463,337.47	0.00	0.00	1,463,337.47	5,979,233.33	1,221,995.47	0.00	712,002.56	7,913,231.36	7,913,231.36		
MDS Checks Issued	0.00	183,525.75	0.00	0.00	183,525.75	0.00	0.00	0.00	0.00	0.00	0.00	0.00	0.00	0.00	0.00	0.00	183,525.75	986,238.53	0.00	0.00	183,525.75	0.00	0.00	1,166,764.32	1,166,764.32			
Advice to Debt Account	4,515,895.86	1,038,469.68	0.00	712,002.56	6,266,368.10	0.00	0.00	0.00	0.00	0.00	0.00	0.00	0.00	0.00	0.00	6,266,368.10	477,098.94	0.00	0.00	477,098.94	4,992,994.80	1,038,469.68	0.00	712,002.56	6,743,467.04	6,743,467.04		
Notice of Transfer Allocations (NTA)	0.00	0.00	0.00	0.00	0.00	0.00	0.00	0.00	0.00	0.00	0.00	0.00	0.00	0.00	0.00	0.00	0.00	0.00	0.00	0.00	0.00	0.00	0.00	0.00	0.00	0.00	0.00	
MDS Checks Issued	0.00	0.00	0.00	0.00	0.00	0.00	0.00	0.00	0.00	0.00	0.00	0.00	0.00	0.00	0.00	0.00	0.00	0.00	0.00	0.00	0.00	0.00	0.00	0.00	0.00	0.00	0.00	0.00
Advice to Debt Account	0.00	0.00	0.00	0.00	0.00	0.00	0.00	0.00	0.00	0.00	0.00	0.00	0.00	0.00	0.00	0.00	0.00	0.00	0.00	0.00	0.00	0.00	0.00	0.00	0.00	0.00	0.00	0.00
Working Fund for FAPs	0.00	0.00	0.00	0.00	0.00	0.00	0.00	0.00	0.00	0.00	0.00	0.00	0.00	0.00	0.00	0.00	0.00	0.00	0.00	0.00	0.00	0.00	0.00	0.00	0.00	0.00	0.00	0.00
Cash Disbursement Ceiling (CDC)	0.00	0.00	0.00	0.00	0.00	0.00	0.00	0.00	0.00	0.00	0.00	0.00	0.00	0.00	0.00	0.00	0.00	0.00	0.00	0.00	0.00	0.00	0.00	0.00	0.00	0.00	0.00	0.00
TOTAL CASH DISBURSEMENTS	4,515,895.86	1,221,995.47	0.00	712,002.56	6,449,893.89	0.00	0.00	0.00	0.00	0.00	0.00	0.00	0.00	0.00	0.00	6,449,893.89	1,463,337.47	0.00	0.00	1,463,337.47	5,979,233.33	1,221,995.47	0.00	712,002.56	7,913,231.36	7,913,231.36		
NON-CASH DISBURSEMENTS	0.00	0.00	0.00	0.00	0.00	0.00	0.00	0.00	0.00	0.00	0.00	0.00	0.00	0.00	0.00	0.00	0.00	336,042.19	10,804.58	0.00	346,846.77	336,042.19	10,804.58	0.00	346,846.77	346,846.77		
Tax Remittance Advices Issued (TRA)	0.00	0.00	0.00	0.00	0.00	0.00	0.00	0.00	0.00	0.00	0.00	0.00	0.00	0.00	0.00	0.00	0.00	336,042.19	10,804.58	0.00	346,846.77	336,042.19	10,804.58	0.00	346,846.77	346,846.77		
Non-Cash Availment Authority (NCAA)	0.00	0.00	0.00	0.00	0.00	0.00	0.00	0.00	0.00	0.00	0.00	0.00	0.00	0.00	0.00	0.00	0.00	0.00	0.00	0.00	0.00	0.00	0.00	0.00	0.00	0.00	0.00	0.00
Disbursements effected through outright deductions from claims (please specify...)	0.00	0.00	0.00	0.00	0.00	0.00	0.00	0.00	0.00	0.00	0.00	0.00	0.00	0.00	0.00	0.00	0.00	0.00	0.00	0.00	0.00	0.00	0.00	0.00	0.00	0.00	0.00	0.00
Overpayment of expenses (e.g. personnel benefits)	0.00	0.00	0.00	0.00	0.00	0.00	0.00	0.00	0.00	0.00	0.00	0.00	0.00	0.00	0.00	0.00	0.00	0.00	0.00	0.00	0.00	0.00	0.00	0.00	0.00	0.00	0.00	0.00
Restitution for loss of government property	0.00	0.00	0.00	0.00	0.00	0.00	0.00	0.00	0.00	0.00	0.00	0.00	0.00	0.00	0.00	0.00	0.00	0.00	0.00	0.00	0.00	0.00	0.00	0.00	0.00	0.00	0.00	0.00
Liquidated damages and similar claims	0.00	0.00	0.00	0.00	0.00	0.00	0.00	0.00	0.00	0.00	0.00	0.00	0.00	0.00	0.00	0.00	0.00	0.00	0.00	0.00	0.00	0.00	0.00	0.00	0.00	0.00	0.00	0.00
Others (e.g. TEF, BTR, Documentary Stamp Tax, etc.)	0.00	0.00	0.00	0.00	0.00	0.00	0.00	0.00	0.00	0.00	0.00	0.00	0.00	0.00	0.00	0.00	0.00	0.00	0.00	0.00	0.00	0.00	0.00	0.00	0.00	0.00	0.00	0.00
TOTAL NON-CASH DISBURSEMENTS	0.00	0.00	0.00	0.00	0.00	0.00	0.00	0.00	0.00	0.00	0.00	0.00	0.00	0.00	0.00	0.00	0.00	336,042.19	10,804.58	0.00	346,846.77	336,042.19	10,804.58	0.00	346,846.77	346,846.77		
GRAND TOTAL	4,515,895.86	1,221,995.47	0.00	712,002.56	6,449,893.89	0.00	0.00	0.00	0.00	0.00	0.00	0.00	0.00	0.00	0.00	6,449,893.89	1,799,379.66	0.00	0.00	1,799,379.66	6,316,275.52	1,232,800.05	0.00	712,002.56	8,260,078.13	8,260,078.13		

SUMMARY

Particulars	Previous Report	This Month	As at Date
(1)	(2)	(3)	(4)
Total Disbursement Authorities Received	0.00	0.00	0.00
NCA	30,719,711.00	3,921,548.00	34,641,259.00
NTA	0.00	0.00	0.00
Working Fund	0.00	0.00	0.00
TRA	860,963.16	346,846.77	1,207,809.93
CDC	0.00	0.00	0.00
NCAA	0.00	0.00	0.00
Less: Notice of Transfer of Allocations (NTA)* issued	0.00	0.00	0.00
Total Disbursement Authorities Available	31,580,674.16	4,268,391.77	35,849,065.93
Less:	0.00	0.00	0.00
Lapsed NCA	228.91	0.00	228.91
Disbursements	21,118,231.66	8,260,078.13	29,378,309.79
Less: Other Non-Cash Disbursements	0.00	0.00	0.00
Disbursements effected through outright deductions from claims	0.00	0.00	0.00
Overpayment of expenses (e.g. personnel benefits)	0.00	0.00	0.00
Restitution for loss of government property	0.00	0.00	0.00
Liquidated damages and similar claims	0.00	0.00	0.00
Others (e.g. TEF, BTR, Docs Stamp, etc.)	0.00	0.00	0.00
Add/Less: Adjustments (e.g. cancelled/staled checks)	0.00	0.00	0.00
Balance of Disbursement Authorities as at date	10,462,215.59	(-3,991,686.36)	6,470,529.23
Total Disbursements Program	31,580,674.16	4,268,391.77	35,849,065.93
Less: Actual Disbursements	21,118,458.57	8,260,078.13	29,378,536.70
Over/Under spending	10,462,215.59	(-3,991,686.36)	6,470,529.23

Notes: * The use of NTA is discouraged
Notes: ** Amounts should tally with the grand total disbursement (column 27).

Certified Correct:

MANUEL GRACE ASAULA
Chief, Accounting Division/Section
Date 25-Jul-2019

Recommending Approval:

RODRIGUEZ GIRALDO DAMATAN
Chief Administrative Officer
Date 25-Jul-2019

Approved by:

DON DONALDO MARQUEZ
Agency Head
Date 25-Jul-2019

MONTHLY REPORT OF DISBURSEMENTS
For the month of June 2019

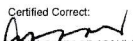
Department: Department of Finance (DOF)
Agency: National Tax Research Center
Operating Unit: < not applicable >
Organization Code: 11 009 000000
Fund Cluster: 01 Regular Agency Fund


	Current Year Appropriations
	Supplemental Appropriations
	Continuing Appropriations


Particulars	Current Year Budget					Prior Year's Budget											Trust Liabilities					Grand Total					Remarks
	PS	MOOE	FinEx	CO	TOTAL	Prior Year's Accounts Payable					Current Year's Accounts Payable						SUB-TOTAL	PS	MOOE	CO	TOTAL	PS	MOOE	FinEx	CO	TOTAL	
						PS	MOOE	FinEx	CO	Sub-Total	PS	MOOE	FinEx	CO	Sub-Total	TOTAL											
1	2	3	4	5	6=(2+3+4+5)	7	8	9	10	11=(7+8+9+10)	12	13	14	15	16=(12+13+14+15)	17=(11+16)	18=(6+17)	19	20	21	22=(19+20+21)	23	24	25	26	27=(23+24+25+26)	28
CASH DISBURSEMENTS	2,557,618.35	1,486,926.58	0.00	0.00	4,044,544.94	0.00	0.00	0.00	0.00	0.00	0.00	0.00	0.00	0.00	0.00	0.00	4,044,544.94	2,425,611.25	0.00	0.00	2,425,611.25	4,983,226.81	1,486,926.58	0.00	0.00	6,470,156.19	
Notice of Cash Allocation (NCA)	2,557,618.35	1,486,926.58	0.00	0.00	4,044,544.94	0.00	0.00	0.00	0.00	0.00	0.00	0.00	0.00	0.00	0.00	0.00	4,044,544.94	2,425,611.25	0.00	0.00	2,425,611.25	4,983,226.81	1,486,926.58	0.00	0.00	6,470,156.19	
MDS Checks Issued	0.00	831,392.20	0.00	0.00	831,392.20	0.00	0.00	0.00	0.00	0.00	0.00	0.00	0.00	0.00	0.00	0.00	831,392.20	1,721,024.05	0.00	0.00	1,721,024.05	831,392.20	0.00	0.00	2,552,416.25		
Advice to Debit Account	2,557,618.35	655,534.38	0.00	0.00	3,213,152.74	0.00	0.00	0.00	0.00	0.00	0.00	0.00	0.00	0.00	0.00	0.00	3,213,152.74	704,587.20	0.00	0.00	704,587.20	3,262,209.95	655,534.38	0.00	0.00	3,917,736.94	
Notice of Transfer Allocations (NTA)	0.00	0.00	0.00	0.00	0.00	0.00	0.00	0.00	0.00	0.00	0.00	0.00	0.00	0.00	0.00	0.00	0.00	0.00	0.00	0.00	0.00	0.00	0.00	0.00	0.00	0.00	
MDS Checks Issued	0.00	0.00	0.00	0.00	0.00	0.00	0.00	0.00	0.00	0.00	0.00	0.00	0.00	0.00	0.00	0.00	0.00	0.00	0.00	0.00	0.00	0.00	0.00	0.00	0.00	0.00	0.00
Advice to Debit Account	0.00	0.00	0.00	0.00	0.00	0.00	0.00	0.00	0.00	0.00	0.00	0.00	0.00	0.00	0.00	0.00	0.00	0.00	0.00	0.00	0.00	0.00	0.00	0.00	0.00	0.00	0.00
Working Fund for FAPs	0.00	0.00	0.00	0.00	0.00	0.00	0.00	0.00	0.00	0.00	0.00	0.00	0.00	0.00	0.00	0.00	0.00	0.00	0.00	0.00	0.00	0.00	0.00	0.00	0.00	0.00	0.00
Cash Disbursement Ceiling (CDC)	0.00	0.00	0.00	0.00	0.00	0.00	0.00	0.00	0.00	0.00	0.00	0.00	0.00	0.00	0.00	0.00	0.00	0.00	0.00	0.00	0.00	0.00	0.00	0.00	0.00	0.00	0.00
TOTAL CASH DISBURSEMENTS	2,557,618.35	1,486,926.58	0.00	0.00	4,044,544.94	0.00	0.00	0.00	0.00	0.00	0.00	0.00	0.00	0.00	0.00	0.00	4,044,544.94	2,425,611.25	0.00	0.00	2,425,611.25	4,983,226.81	1,486,926.58	0.00	0.00	6,470,156.19	
NON-CASH DISBURSEMENTS	0.00	0.00	0.00	0.00	0.00	0.00	0.00	0.00	0.00	0.00	0.00	0.00	0.00	0.00	0.00	0.00	0.00	240,763.71	31,593.12	0.00	272,356.83	240,763.71	31,593.12	0.00	0.00	272,356.83	
Tax Remittance Advices Issued (TRA)	0.00	0.00	0.00	0.00	0.00	0.00	0.00	0.00	0.00	0.00	0.00	0.00	0.00	0.00	0.00	0.00	0.00	0.00	0.00	0.00	0.00	0.00	0.00	0.00	0.00	0.00	0.00
Non-Cash Availment Authority (NCAA)	0.00	0.00	0.00	0.00	0.00	0.00	0.00	0.00	0.00	0.00	0.00	0.00	0.00	0.00	0.00	0.00	0.00	0.00	0.00	0.00	0.00	0.00	0.00	0.00	0.00	0.00	0.00
Disbursements effected through outright deductions from claims (please specify...)	0.00	0.00	0.00	0.00	0.00	0.00	0.00	0.00	0.00	0.00	0.00	0.00	0.00	0.00	0.00	0.00	0.00	0.00	0.00	0.00	0.00	0.00	0.00	0.00	0.00	0.00	0.00
Overpayment of expenses (e.g. personnel benefits)	0.00	0.00	0.00	0.00	0.00	0.00	0.00	0.00	0.00	0.00	0.00	0.00	0.00	0.00	0.00	0.00	0.00	0.00	0.00	0.00	0.00	0.00	0.00	0.00	0.00	0.00	0.00
Restitution for loss of government property	0.00	0.00	0.00	0.00	0.00	0.00	0.00	0.00	0.00	0.00	0.00	0.00	0.00	0.00	0.00	0.00	0.00	0.00	0.00	0.00	0.00	0.00	0.00	0.00	0.00	0.00	0.00
Liquidated damages and similar claims	0.00	0.00	0.00	0.00	0.00	0.00	0.00	0.00	0.00	0.00	0.00	0.00	0.00	0.00	0.00	0.00	0.00	0.00	0.00	0.00	0.00	0.00	0.00	0.00	0.00	0.00	0.00
Others (e.g. TEF, BTr, Documentary Stamp, Tax, etc.)	0.00	0.00	0.00	0.00	0.00	0.00	0.00	0.00	0.00	0.00	0.00	0.00	0.00	0.00	0.00	0.00	0.00	240,763.71	31,593.12	0.00	272,356.83	240,763.71	31,593.12	0.00	0.00	272,356.83	
TOTAL NON-CASH DISBURSEMENTS	0.00	0.00	0.00	0.00	0.00	0.00	0.00	0.00	0.00	0.00	0.00	0.00	0.00	0.00	0.00	0.00	0.00	240,763.71	31,593.12	0.00	272,356.83	240,763.71	31,593.12	0.00	0.00	272,356.83	
GRAND TOTAL	2,557,618.35	1,486,926.58	0.00	0.00	4,044,544.94	0.00	0.00	0.00	0.00	0.00	0.00	0.00	0.00	0.00	0.00	0.00	4,044,544.94	2,666,374.95	31,593.12	0.00	2,697,968.06	5,223,993.35	1,518,519.70	0.00	0.00	6,742,513.02	

Particulars	Previous Report	This Month	As at Date
(1)	(2)	(3)	(4)
Total Disbursement Authorities Received	0.00	0.00	0.00
NCA	34,641,256.00	0.00	34,641,256.00
NTA	0.00	0.00	0.00
Working Fund	0.00	0.00	0.00
TRA	0.00	0.00	0.00
CDC	0.00	0.00	0.00
NCAA	0.00	0.00	0.00
Less: Notice of Transfer of Allocations (NTA)* issued			
Total Disbursement Authorities Available	35,849,065.93	272,356.83	36,121,422.76
Less:			
Lapsed NCA	236.91	0.00	236.91
Disbursements	29,378,309.79	6,742,513.02	36,120,822.81
Less: Other Non-Cash Disbursements	0.00	0.00	0.00
Disbursements effected through outright deductions from claims	0.00	0.00	0.00
Overpayment of expenses (e.g. personnel benefits)	0.00	0.00	0.00
Restitution for loss of government property	0.00	0.00	0.00
Liquidated damages and similar claims	0.00	0.00	0.00
Others (e.g. TEF, BTr, Docs Stamp, etc.)	0.00	0.00	0.00
Add/Less: Adjustments (e.g. cancelled/staled checks)			
Balance of Disbursement Authorities as at date	6,470,529.23	(6,470,156.19)	373.04
Total Disbursements Program	35,849,065.93	272,356.83	36,121,422.76
Less: *Actual Disbursements	29,378,309.79	6,742,513.02	36,120,822.81
Over/Under spending	6,470,756.14	(6,470,156.19)	599.95

Notes: * The use of NTA is discouraged
Notes: ** Amounts should tally with the grand total disbursement (column 27).

Certified Correct:

MIRNALO GRACE ASAULA
Chief, Accounting Division/Section
Date 25-Jul-2019

Recommending Approval:

RODRIGUEZ GIANCARLO DAMATAN
Chief Administrative Officer
Date 25-Jul-2019

Approved By:

RODOLFO DONALDO MARQUEZ
Agency Head
Date 25-Jul-2019