

Department of Finance (DOF)  
 Agency/Entity : National Tax Research Center  
 Operating Unit : 11 009 0000000  
 Organization Code : 01 Regular Agency Fund  
 (e.g. UACS Fund Cluster: 01-Regular Agency Fund; 02-Foreign Assisted Projects Fund; 03-Special Account-Locally Funded/Domestic Grants Fund; and 04-Special Account-Foreign Assisted/Foreign Grants Fund)

STATEMENT OF APPROPRIATIONS, ALLOTMENTS, OBLIGATIONS, DISBURSEMENTS AND BALANCES  
 As at the Quarter Ending June 30, 2020

Particulars	UACS CODE	Appropriations						Allotments				Current Year Obligations				Current Year Disbursements				Unreleased Appro	Unobligated Allotments	Balances	
		Authorized Appropriations	Adjustments (Transfer To/From, Modifications)	Adjusted Appropriations	Adjustments Received	Adjustments (Reductions, Modifications, Appropriations)	Transfer To	Transfer From	Adjusted Total Allotments	1st Quarter Ending March 31	2nd Quarter Ending June 30	3rd Quarter Ending Sept. 30	4th Quarter Ending Dec. 31	TOTAL	1st Quarter Ending March 31	2nd Quarter Ending June 30	3rd Quarter Ending Sept. 30	4th Quarter Ending Dec. 31	TOTAL			Unreleased Obligations (12/31/19-12/31/20)	Transfer and Obligation
Agency Specific Budget		62,257,000.00	0.00	62,257,000.00	62,257,000.00	0.00	0.00	62,257,000.00	17,898,457.00	14,242,802.79	0.00	0.00	32,041,259.79	13,659,860.00	15,274,915.13	0.00	0.00	28,934,775.13	0.00	30,215,642.21	3,156,864.66	0.00	
General Administration and Support	1000000000000000	27,989,000.00	0.00	27,989,000.00	27,989,000.00	0.00	0.00	27,989,000.00	9,702,105.00	5,200,891.35	0.00	0.00	14,902,996.35	6,161,528.00	6,023,107.66	0.00	0.00	12,184,635.66	0.00	13,025,203.95	2,778,161.28	0.00	
General management and supervision	10000010001000	27,989,000.00	0.00	27,989,000.00	27,989,000.00	0.00	0.00	27,989,000.00	9,702,105.00	5,200,891.35	0.00	0.00	14,902,996.35	6,161,528.00	6,023,107.66	0.00	0.00	12,184,635.66	0.00	13,025,203.95	2,778,161.28	0.00	
PS		15,231,500.00	0.00	15,231,500.00	15,231,500.00	0.00	0.00	15,231,500.00	3,801,348.00	4,387,742.24	0.00	0.00	8,189,090.24	3,801,348.00	4,387,742.24	0.00	0.00	8,189,090.24	0.00	7,641,889.79	2,778,161.28	0.00	
MOECE		12,757,000.00	0.00	12,757,000.00	12,757,000.00	0.00	0.00	12,757,000.00	5,900,757.00	872,848.11	0.00	0.00	6,773,605.11	3,861,348.00	4,387,742.24	0.00	0.00	8,189,090.24	0.00	13,025,203.95	2,778,161.28	0.00	
Sub-Total General Administration and Support		15,231,500.00	0.00	15,231,500.00	15,231,500.00	0.00	0.00	15,231,500.00	3,801,348.00	4,387,742.24	0.00	0.00	8,189,090.24	3,861,348.00	4,387,742.24	0.00	0.00	8,189,090.24	0.00	7,641,889.79	2,778,161.28	0.00	
PS		15,231,500.00	0.00	15,231,500.00	15,231,500.00	0.00	0.00	15,231,500.00	3,801,348.00	4,387,742.24	0.00	0.00	8,189,090.24	3,861,348.00	4,387,742.24	0.00	0.00	8,189,090.24	0.00	7,641,889.79	2,778,161.28	0.00	
MOECE		12,757,000.00	0.00	12,757,000.00	12,757,000.00	0.00	0.00	12,757,000.00	5,900,757.00	872,848.11	0.00	0.00	6,773,605.11	3,861,348.00	4,387,742.24	0.00	0.00	8,189,090.24	0.00	13,025,203.95	2,778,161.28	0.00	
Finance (if applicable)		0.00	0.00	0.00	0.00	0.00	0.00	0.00	0.00	0.00	0.00	0.00	0.00	0.00	0.00	0.00	0.00	0.00	0.00	0.00	0.00	0.00	
CO		0.00	0.00	0.00	0.00	0.00	0.00	0.00	0.00	0.00	0.00	0.00	0.00	0.00	0.00	0.00	0.00	0.00	0.00	0.00	0.00	0.00	
Operations		34,289,000.00	0.00	34,289,000.00	34,289,000.00	0.00	0.00	34,289,000.00	7,996,352.00	9,092,211.44	0.00	0.00	17,078,563.44	7,996,352.00	9,191,868.07	0.00	0.00	16,700,160.07	0.00	17,293,435.56	3,784,033.37	0.00	
CO - Philippine Tax System Improved		34,289,000.00	0.00	34,289,000.00	34,289,000.00	0.00	0.00	34,289,000.00	7,996,352.00	9,092,211.44	0.00	0.00	17,078,563.44	7,996,352.00	9,191,868.07	0.00	0.00	16,700,160.07	0.00	17,293,435.56	3,784,033.37	0.00	
NATIONAL TAX ADVISORY PROGRAM		34,289,000.00	0.00	34,289,000.00	34,289,000.00	0.00	0.00	34,289,000.00	7,996,352.00	9,092,211.44	0.00	0.00	17,078,563.44	7,996,352.00	9,191,868.07	0.00	0.00	16,700,160.07	0.00	17,293,435.56	3,784,033.37	0.00	
Tax System and Tax Policy Studies		34,289,000.00	0.00	34,289,000.00	34,289,000.00	0.00	0.00	34,289,000.00	7,996,352.00	9,092,211.44	0.00	0.00	17,078,563.44	7,996,352.00	9,191,868.07	0.00	0.00	16,700,160.07	0.00	17,293,435.56	3,784,033.37	0.00	
PS		28,595,000.00	0.00	28,595,000.00	28,595,000.00	0.00	0.00	28,595,000.00	6,465,351.00	8,334,179.51	0.00	0.00	14,799,530.51	6,465,351.00	7,468,428.56	0.00	0.00	13,931,022.12	0.00	14,469,574.51	3,064,033.37	0.00	
MOECE		4,589,000.00	0.00	4,589,000.00	4,589,000.00	0.00	0.00	4,589,000.00	1,471,597.00	1,221,748.95	0.00	0.00	2,693,345.95	1,530,997.00	1,723,439.51	0.00	0.00	3,263,844.44	0.00	2,825,861.05	295,000.00	0.00	
CO		865,000.00	0.00	865,000.00	865,000.00	0.00	0.00	865,000.00	47,400.00	620,890.00	0.00	0.00	668,290.00	620,890.00	723,439.51	0.00	0.00	668,290.00	0.00	286,720.04	0.00	0.00	
Estimation of Tax System Research for Government-Owned and Controlled Corporations (GOCCs)		113,000.00	0.00	113,000.00	113,000.00	0.00	0.00	113,000.00	71,000.00	0.00	0.00	0.00	71,000.00	2,800.00	0.00	0.00	0.00	2,800.00	0.00	42,000.04	95,000.00	0.00	
MOECE		113,000.00	0.00	113,000.00	113,000.00	0.00	0.00	113,000.00	71,000.00	0.00	0.00	0.00	71,000.00	2,800.00	0.00	0.00	0.00	2,800.00	0.00	42,000.04	95,000.00	0.00	
Sub-Total Operations		34,289,000.00	0.00	34,289,000.00	34,289,000.00	0.00	0.00	34,289,000.00	7,996,352.00	9,092,211.44	0.00	0.00	17,078,563.44	7,996,352.00	9,191,868.07	0.00	0.00	16,700,160.07	0.00	17,293,435.56	3,784,033.37	0.00	
PS		28,595,000.00	0.00	28,595,000.00	28,595,000.00	0.00	0.00	28,595,000.00	6,465,351.00	8,334,179.51	0.00	0.00	14,799,530.51	6,465,351.00	7,468,428.56	0.00	0.00	13,931,022.12	0.00	14,469,574.51	3,064,033.37	0.00	
MOECE		4,702,000.00	0.00	4,702,000.00	4,702,000.00	0.00	0.00	4,702,000.00	1,486,997.00	1,221,748.95	0.00	0.00	2,708,745.95	1,530,997.00	1,723,439.51	0.00	0.00	3,263,844.44	0.00	3,022,644.44	364,000.00	0.00	
Finance (if applicable)		0.00	0.00	0.00	0.00	0.00	0.00	0.00	0.00	0.00	0.00	0.00	0.00	0.00	0.00	0.00	0.00	0.00	0.00	0.00	0.00	0.00	
CO		950,000.00	0.00	950,000.00	950,000.00	0.00	0.00	950,000.00	47,400.00	620,890.00	0.00	0.00	668,290.00	620,890.00	723,439.51	0.00	0.00	668,290.00	0.00	286,720.04	0.00	0.00	

X Current Year Appropriations  
 Supplemental Continuing Appropriations


Recd: *Amir M. Arana*  
 7-29-20


Department : Department of Finance (DOF)  
 Agency/Entity : National Tax Research Center  
 Operating Unit : < not applicable >  
 Organization Code : 11 009 0000000  
 Fund Cluster : 01 Regular Agency Fund


(e.g. UACS Fund Cluster, 01-Regular Agency Fund, 02-Foreign Assisted Projects Fund, 03-Special Account-Localy Funded/Domestic Grants Fund, and 04-Special Account-Foreign Assisted/Foreign Grants Fund)


Particulars	UACS CODE	Approved Appropriations	Appropriations		Adjustments (Reductions, Appropriations)	Adjustments		Current Year Obligations				Current Year Disbursements				Unreleased Appro	Balances			
			Transfer to	Transfer from		Transfer to	Transfer from	1st Quarter Ending March 31	2nd Quarter Ending June 30	3rd Quarter Ending Sept. 30	4th Quarter Ending Dec. 31	TOTAL	1st Quarter Ending March 31	2nd Quarter Ending June 30	3rd Quarter Ending Sept. 30		4th Quarter Ending Dec. 31	TOTAL	Unbudgeted Appropriations	Unpaid Obligations (1520)-(2324) Net Funded Obligations
Sub Total I. Agency Specific Budget		62,257,000.00	0.00	62,257,000.00	0.00	0.00	0.00	17,669,497.00	14,342,927.79	0.00	0.00	0.00	32,014,399.79	13,669,890.00	15,214,495.19	0.00	0.00	28,884,795.19	3,195,654.66	0.00
PS		48,826,000.00	0.00	48,826,000.00	0.00	0.00	0.00	10,266,743.00	12,728,423.12	0.00	0.00	0.00	22,995,166.12	10,266,743.00	12,712,017.75	0.00	0.00	22,978,760.75	14,403.37	0.00
MCOE		17,469,000.00	0.00	17,469,000.00	0.00	0.00	0.00	7,382,754.00	996,507.67	0.00	0.00	0.00	8,379,261.67	3,383,127.00	1,862,013.38	0.00	0.00	5,237,798.38	3,142,911.29	0.00
Funds (if Applicable)		0.00	0.00	0.00	0.00	0.00	0.00	0.00	0.00	0.00	0.00	0.00	0.00	0.00	0.00	0.00	0.00	0.00	0.00	0.00
CO		966,000.00	0.00	966,000.00	0.00	0.00	0.00	47,400.00	620,880.00	0.00	0.00	0.00	668,280.00	47,400.00	620,880.00	0.00	0.00	668,280.00	296,720.00	0.00
II. Automatic Appropriations		3,893,000.00	0.00	3,893,000.00	0.00	0.00	0.00	983,679.00	0.00	0.00	0.00	0.00	983,679.00	983,679.00	0.00	0.00	983,679.00	294,321.00	0.00	
Specific Budgets of National Government Agencies		3,893,000.00	0.00	3,893,000.00	0.00	0.00	0.00	983,679.00	0.00	0.00	0.00	0.00	983,679.00	983,679.00	0.00	0.00	983,679.00	294,321.00	0.00	
Recurrent and In. Insurance Premiums		3,893,000.00	0.00	3,893,000.00	0.00	0.00	0.00	983,679.00	0.00	0.00	0.00	0.00	983,679.00	983,679.00	0.00	0.00	983,679.00	294,321.00	0.00	
PS		3,893,000.00	0.00	3,893,000.00	0.00	0.00	0.00	983,679.00	0.00	0.00	0.00	0.00	983,679.00	983,679.00	0.00	0.00	983,679.00	294,321.00	0.00	
Subtotal II. Automatic Appropriations		3,893,000.00	0.00	3,893,000.00	0.00	0.00	0.00	983,679.00	0.00	0.00	0.00	0.00	983,679.00	983,679.00	0.00	0.00	983,679.00	294,321.00	0.00	
PS		3,893,000.00	0.00	3,893,000.00	0.00	0.00	0.00	983,679.00	0.00	0.00	0.00	0.00	983,679.00	983,679.00	0.00	0.00	983,679.00	294,321.00	0.00	
MCOE		0.00	0.00	0.00	0.00	0.00	0.00	0.00	0.00	0.00	0.00	0.00	0.00	0.00	0.00	0.00	0.00	0.00	0.00	
Funds (if Applicable)		0.00	0.00	0.00	0.00	0.00	0.00	0.00	0.00	0.00	0.00	0.00	0.00	0.00	0.00	0.00	0.00	0.00	0.00	
CO		0.00	0.00	0.00	0.00	0.00	0.00	0.00	0.00	0.00	0.00	0.00	0.00	0.00	0.00	0.00	0.00	0.00	0.00	
III. Special Purpose Fund		0.00	0.00	0.00	0.00	0.00	0.00	0.00	0.00	0.00	0.00	0.00	0.00	0.00	0.00	0.00	0.00	0.00	0.00	
Miscellaneous Personnel Benefits Fund		0.00	0.00	0.00	0.00	0.00	0.00	0.00	0.00	0.00	0.00	0.00	0.00	0.00	0.00	0.00	0.00	0.00	0.00	
PS		0.00	0.00	0.00	0.00	0.00	0.00	0.00	0.00	0.00	0.00	0.00	0.00	0.00	0.00	0.00	0.00	0.00	0.00	
Sub Total III. Special Purpose Fund		0.00	0.00	0.00	0.00	0.00	0.00	0.00	0.00	0.00	0.00	0.00	0.00	0.00	0.00	0.00	0.00	0.00	0.00	
PS		0.00	0.00	0.00	0.00	0.00	0.00	0.00	0.00	0.00	0.00	0.00	0.00	0.00	0.00	0.00	0.00	0.00	0.00	
MCOE		0.00	0.00	0.00	0.00	0.00	0.00	0.00	0.00	0.00	0.00	0.00	0.00	0.00	0.00	0.00	0.00	0.00	0.00	
Funds (if Applicable)		0.00	0.00	0.00	0.00	0.00	0.00	0.00	0.00	0.00	0.00	0.00	0.00	0.00	0.00	0.00	0.00	0.00	0.00	
CO		0.00	0.00	0.00	0.00	0.00	0.00	0.00	0.00	0.00	0.00	0.00	0.00	0.00	0.00	0.00	0.00	0.00	0.00	
GRAND TOTAL		66,250,000.00	0.00	66,250,000.00	0.00	0.00	0.00	18,662,176.00	18,440,020.66	0.00	0.00	0.00	35,103,596.66	14,653,529.00	17,312,833.00	0.00	0.00	31,966,462.00	3,195,944.66	0.00
PS		47,819,000.00	0.00	47,819,000.00	0.00	0.00	0.00	11,200,422.00	14,824,442.99	0.00	0.00	0.00	26,024,864.99	11,200,422.00	14,810,018.62	0.00	0.00	26,014,440.62	14,403.37	0.00
MCOE		17,469,000.00	0.00	17,469,000.00	0.00	0.00	0.00	7,384,141.00	996,507.67	0.00	0.00	0.00	8,379,648.67	3,383,127.00	1,862,013.38	0.00	0.00	9,242,168.05	3,142,911.29	0.00
CO		966,000.00	0.00	966,000.00	0.00	0.00	0.00	47,400.00	620,880.00	0.00	0.00	0.00	668,280.00	47,400.00	620,880.00	0.00	0.00	668,280.00	296,720.00	0.00
Agency Specific Budget		34,289,000.00	0.00	34,289,000.00	0.00	0.00	0.00	7,996,302.00	9,982,211.44	0.00	0.00	0.00	17,078,563.44	7,988,562.00	9,191,808.07	0.00	0.00	16,170,160.07	17,190,483.46	378,403.37
NATIONAL TAX ADVISORY PROGRAM		34,289,000.00	0.00	34,289,000.00	0.00	0.00	0.00	7,996,302.00	9,982,211.44	0.00	0.00	0.00	17,078,563.44	7,988,562.00	9,191,808.07	0.00	0.00	16,170,160.07	17,190,483.46	378,403.37

X Current Year Appropriations  
 Supplemental Continuing Appropriations

Certified Correct:  
  
MILAGROS G. ALVAREZ  
Budget Officer  
Date: 2020-07-15 17:27:28.0

Certified Correct:  
  
GRACE A. MANALO  
Chief Accountant  
Date: 2020-07-15 17:27:28.0

Recommended by Budget Officer:  
  
GIAN CARLO Y. RODRIGUEZ  
Chief Administrative Officer  
Date: 2020-07-15 17:29:

Approved By:  
  
OIC-ED MARLENE L. CALUBAG  
Agency Head  
Date: 2020-07-15 18:08:

Department: Department of Finance (DOF)  
 Agency: National Tax Research Center  
 Operating Unit: < not applicable >  
 Organization Code: 11 009 0000000  
 Fund Cluster: 01 Regular Agency Fund

(e.g. UACS Fund Cluster: 01-Regular Agency Fund, 02-Foreign Assisted Projects Fund, 03-Special Account/locally Funded/Domestic Grants Fund, and 04-Special Account-Foreign Assisted/Foreign Grants Fund)

STATEMENT OF APPROPRIATIONS, ALLOTMENTS, OBLIGATIONS, DISBURSEMENTS AND BALANCES  
 As at the Quarter Ending June 30, 2020

Current Year  
 Supplemental  
 Continuing Appropriations

Particulars	UACS CODE	Appropriations				Adjustments				Current Year Obligations				Current Year Disbursements				Balances						
		Authorized Appropriations	Adjustments (Transfer/for Reassignment)	Adjusted Appropriations	Monitors Received	Adjustments (Withdrawal/ Reassignment)	Transfer To	Transfer From	Adjusted Total Adjustments	1st Quarter Ending March 31	2nd Quarter Ending June 30	3rd Quarter Ending Sept. 30	4th Quarter Ending Dec. 31	TOTAL	1st Quarter Ending March 31	2nd Quarter Ending June 30	3rd Quarter Ending Sept. 30	4th Quarter Ending Dec. 31	TOTAL	Unreleased Appro	Undisbursed Allotments	Unpaid Obligations (15-20)-(23+24)	New Vets and Demands	
Continuing Appropriations		0.00	236,839.00	236,839.00	236,839.00	0.00	0.00	236,839.00	236,839.00	0.00	0.00	0.00	0.00	236,839.00	0.00	0.00	0.00	0.00	236,839.00	0.00	0.00	0.00	0.00	0.00
Agency Specific Budget		0.00	0.00	0.00	0.00	0.00	0.00	0.00	0.00	0.00	0.00	0.00	0.00	0.00	0.00	0.00	0.00	0.00	0.00	0.00	0.00	0.00	0.00	0.00
Sub-total		0.00	0.00	0.00	0.00	0.00	0.00	0.00	0.00	0.00	0.00	0.00	0.00	0.00	0.00	0.00	0.00	0.00	0.00	0.00	0.00	0.00	0.00	0.00
MOCE		0.00	0.00	0.00	0.00	0.00	0.00	0.00	0.00	0.00	0.00	0.00	0.00	0.00	0.00	0.00	0.00	0.00	0.00	0.00	0.00	0.00	0.00	0.00
FICA (if Applicable)		0.00	0.00	0.00	0.00	0.00	0.00	0.00	0.00	0.00	0.00	0.00	0.00	0.00	0.00	0.00	0.00	0.00	0.00	0.00	0.00	0.00	0.00	0.00
CO		0.00	0.00	0.00	0.00	0.00	0.00	0.00	0.00	0.00	0.00	0.00	0.00	0.00	0.00	0.00	0.00	0.00	0.00	0.00	0.00	0.00	0.00	0.00
II. Special Purpose Fund		0.00	236,839.00	236,839.00	236,839.00	0.00	0.00	236,839.00	236,839.00	0.00	0.00	0.00	0.00	236,839.00	0.00	0.00	0.00	0.00	236,839.00	0.00	0.00	0.00	0.00	0.00
PS		0.00	236,839.00	236,839.00	236,839.00	0.00	0.00	236,839.00	236,839.00	0.00	0.00	0.00	0.00	236,839.00	0.00	0.00	0.00	0.00	236,839.00	0.00	0.00	0.00	0.00	0.00
Sub-Total		0.00	236,839.00	236,839.00	236,839.00	0.00	0.00	236,839.00	236,839.00	0.00	0.00	0.00	0.00	236,839.00	0.00	0.00	0.00	0.00	236,839.00	0.00	0.00	0.00	0.00	0.00
PS		0.00	236,839.00	236,839.00	236,839.00	0.00	0.00	236,839.00	236,839.00	0.00	0.00	0.00	0.00	236,839.00	0.00	0.00	0.00	0.00	236,839.00	0.00	0.00	0.00	0.00	0.00
MOCE		0.00	0.00	0.00	0.00	0.00	0.00	0.00	0.00	0.00	0.00	0.00	0.00	0.00	0.00	0.00	0.00	0.00	0.00	0.00	0.00	0.00	0.00	0.00
FICA (if Applicable)		0.00	0.00	0.00	0.00	0.00	0.00	0.00	0.00	0.00	0.00	0.00	0.00	0.00	0.00	0.00	0.00	0.00	0.00	0.00	0.00	0.00	0.00	0.00
CO		0.00	0.00	0.00	0.00	0.00	0.00	0.00	0.00	0.00	0.00	0.00	0.00	0.00	0.00	0.00	0.00	0.00	0.00	0.00	0.00	0.00	0.00	0.00
GRAND TOTAL		0.00	236,839.00	236,839.00	236,839.00	0.00	0.00	236,839.00	236,839.00	0.00	0.00	0.00	0.00	236,839.00	0.00	0.00	0.00	0.00	236,839.00	0.00	0.00	0.00	0.00	0.00
PS		0.00	236,839.00	236,839.00	236,839.00	0.00	0.00	236,839.00	236,839.00	0.00	0.00	0.00	0.00	236,839.00	0.00	0.00	0.00	0.00	236,839.00	0.00	0.00	0.00	0.00	0.00
MOCE		0.00	0.00	0.00	0.00	0.00	0.00	0.00	0.00	0.00	0.00	0.00	0.00	0.00	0.00	0.00	0.00	0.00	0.00	0.00	0.00	0.00	0.00	0.00
FICA (if Applicable)		0.00	0.00	0.00	0.00	0.00	0.00	0.00	0.00	0.00	0.00	0.00	0.00	0.00	0.00	0.00	0.00	0.00	0.00	0.00	0.00	0.00	0.00	0.00
CO		0.00	0.00	0.00	0.00	0.00	0.00	0.00	0.00	0.00	0.00	0.00	0.00	0.00	0.00	0.00	0.00	0.00	0.00	0.00	0.00	0.00	0.00	0.00

Certified Correct  
 MLAGROS G. ALVAREZ  
 Budget Officer  
 Date: 2020-07-15 17:27:28.0

Certified Correct  
 GRACE A. MARNALO  
 Chief Accountant  
 Date: 2020-07-15 17:27:28.0

Permanently Authorized  
 GIAN CARLO D. TORRES  
 Chief Administrative Officer  
 Date: 2020-07-15 17:28:

Approved By:  
 OIC/ED MARLENE CALUBAG  
 Agency Head  
 Date: 2020-07-15 18:08:47.0