




STATEMENT OF APPROPRIATIONS, ALLOTMENTS, OBLIGATIONS, DISBURSEMENTS AND BALANCES  
As at the Quarter Ending September 30, 2020


Department: Department of Finance (DOF)  
 Agency: National Tax Research Center  
 Operating Unit: < not applicable >  
 Organization Code: 11 000 000000  
 Fund Cluster: 01 Regular Agency Fund


(e.g. UACS Fund Cluster: 01-Regular Agency Fund; 02-Foreign Assisted Projects Fund; 03-Special Account/Local Funded/Domestic Grants Fund; and 04-Special Account/Foreign Assisted/Foreign Grants Fund)


Particulars	UACS CODE	Appropriations							Adjustments														Current Year Obligations														Current Year Disbursements														Balances	
		Authorized Appropriations	Adjusted Appropriations	Adoptments Received	Agreements (Reassignment)	Transfer To	Transfer From	Adjusted Total	1st Quarter	2nd Quarter	3rd Quarter	4th Quarter	TOTAL	1st Quarter	2nd Quarter	3rd Quarter	4th Quarter	TOTAL	Unenclosed Appro	Unobligated	Unenclosed Obligations	Unobligated Obligations																														
		3	4	5-(3+4)	6	7	8	9	10=8+(7)-7+8+9	11	12	13	14	15=(11+12+13+14)	16	17	18	19	20=(16+17+18+19)	21=(5-10)	22=(10-15)	23	24																													
Continuing Appropriations		0.00	228,839.00	228,839.00	228,839.00	0.00	0.00	0.00	0.00	228,839.00	0.00	0.00	0.00	0.00	228,839.00	0.00	0.00	0.00	0.00	228,839.00	0.00	0.00	0.00	0.00																												
L. Agency Specific Budget		0.00	0.00	0.00	0.00	0.00	0.00	0.00	0.00	0.00	0.00	0.00	0.00	0.00	0.00	0.00	0.00	0.00	0.00	0.00	0.00	0.00	0.00	0.00																												
General Administration and Support	10000000000000	0.00	0.00	0.00	0.00	0.00	0.00	0.00	0.00	0.00	0.00	0.00	0.00	0.00	0.00	0.00	0.00	0.00	0.00	0.00	0.00	0.00	0.00	0.00																												
General management and supervision	10000100001000	0.00	0.00	0.00	0.00	0.00	0.00	0.00	0.00	0.00	0.00	0.00	0.00	0.00	0.00	0.00	0.00	0.00	0.00	0.00	0.00	0.00	0.00	0.00																												
PS		0.00	0.00	0.00	0.00	0.00	0.00	0.00	0.00	0.00	0.00	0.00	0.00	0.00	0.00	0.00	0.00	0.00	0.00	0.00	0.00	0.00	0.00	0.00																												
Sub-Total, General Administration and Support		0.00	0.00	0.00	0.00	0.00	0.00	0.00	0.00	0.00	0.00	0.00	0.00	0.00	0.00	0.00	0.00	0.00	0.00	0.00	0.00	0.00	0.00	0.00																												
MOCE		0.00	0.00	0.00	0.00	0.00	0.00	0.00	0.00	0.00	0.00	0.00	0.00	0.00	0.00	0.00	0.00	0.00	0.00	0.00	0.00	0.00	0.00	0.00																												
Fiscal (if Applicable)		0.00	0.00	0.00	0.00	0.00	0.00	0.00	0.00	0.00	0.00	0.00	0.00	0.00	0.00	0.00	0.00	0.00	0.00	0.00	0.00	0.00	0.00	0.00																												
CD		0.00	0.00	0.00	0.00	0.00	0.00	0.00	0.00	0.00	0.00	0.00	0.00	0.00	0.00	0.00	0.00	0.00	0.00	0.00	0.00	0.00	0.00	0.00																												
L. Special Purpose Fund		0.00	0.00	0.00	0.00	0.00	0.00	0.00	0.00	0.00	0.00	0.00	0.00	0.00	0.00	0.00	0.00	0.00	0.00	0.00	0.00	0.00	0.00	0.00																												
General Administration and Support	10000000000000	0.00	228,839.00	228,839.00	228,839.00	0.00	0.00	0.00	0.00	228,839.00	0.00	0.00	0.00	0.00	228,839.00	0.00	0.00	0.00	0.00	228,839.00	0.00	0.00	0.00	0.00																												
General management and supervision	10000100001000	0.00	228,839.00	228,839.00	228,839.00	0.00	0.00	0.00	0.00	228,839.00	0.00	0.00	0.00	0.00	228,839.00	0.00	0.00	0.00	0.00	228,839.00	0.00	0.00	0.00	0.00																												
PS		0.00	228,839.00	228,839.00	228,839.00	0.00	0.00	0.00	0.00	228,839.00	0.00	0.00	0.00	0.00	228,839.00	0.00	0.00	0.00	0.00	228,839.00	0.00	0.00	0.00	0.00																												
Sub-Total, General Administration and Support		0.00	228,839.00	228,839.00	228,839.00	0.00	0.00	0.00	0.00	228,839.00	0.00	0.00	0.00	0.00	228,839.00	0.00	0.00	0.00	0.00	228,839.00	0.00	0.00	0.00	0.00																												
MOCE		0.00	0.00	0.00	0.00	0.00	0.00	0.00	0.00	0.00	0.00	0.00	0.00	0.00	0.00	0.00	0.00	0.00	0.00	0.00	0.00	0.00	0.00	0.00																												
Fiscal (if Applicable)		0.00	0.00	0.00	0.00	0.00	0.00	0.00	0.00	0.00	0.00	0.00	0.00	0.00	0.00	0.00	0.00	0.00	0.00	0.00	0.00	0.00	0.00	0.00																												
CD		0.00	0.00	0.00	0.00	0.00	0.00	0.00	0.00	0.00	0.00	0.00	0.00	0.00	0.00	0.00	0.00	0.00	0.00	0.00	0.00	0.00	0.00	0.00																												
GRAND TOTAL		0.00	228,839.00	228,839.00	228,839.00	0.00	0.00	0.00	0.00	228,839.00	0.00	0.00	0.00	0.00	228,839.00	0.00	0.00	0.00	0.00	228,839.00	0.00	0.00	0.00	0.00																												
PS		0.00	228,839.00	228,839.00	228,839.00	0.00	0.00	0.00	0.00	228,839.00	0.00	0.00	0.00	0.00	228,839.00	0.00	0.00	0.00	0.00	228,839.00	0.00	0.00	0.00	0.00																												
MOCE		0.00	0.00	0.00	0.00	0.00	0.00	0.00	0.00	0.00	0.00	0.00	0.00	0.00	0.00	0.00	0.00	0.00	0.00	0.00	0.00	0.00	0.00	0.00																												
Fiscal (if Applicable)		0.00	0.00	0.00	0.00	0.00	0.00	0.00	0.00	0.00	0.00	0.00	0.00	0.00	0.00	0.00	0.00	0.00	0.00	0.00	0.00	0.00	0.00	0.00																												
CD		0.00	0.00	0.00	0.00	0.00	0.00	0.00	0.00	0.00	0.00	0.00	0.00	0.00	0.00	0.00	0.00	0.00	0.00	0.00	0.00	0.00	0.00	0.00																												

Current Year  
 Supplemental  
 Continuing Appropriations

Certified Correct:  
  
MIL AGROS GALVAEZ  
Budget Officer  
Date: 2020-10-15 12:54:25.0

Certified Correct:  
  
GRACE A. MANALO  
Chief Accountant  
Date: 2020-10-15 12:54:25.0

Recommended Approval:  
  
GIAN CARLO S. SIQUENZ  
Chief Administrative Officer  
Date: 2020-10-16 12:54:

Approved By:  
  
MARLENE L. CALUBOG  
Agency Head  
Date: 2020-10-15 13:12:23.0





STATEMENT OF APPROPRIATIONS, ALLOTMENTS, OBLIGATIONS, DISBURSEMENTS AND BALANCES  
As at the Quarter Ending September 30, 2020

Department : Department of Finance (DOF)  
Agency/Entity : National Tax Research Center  
Operating Unit : < not applicable >  
Organization Code : 11 009 00000000  
Fund Cluster : 01 Regular Agency Fund

(e.g. UACS Fund Cluster, 01-Regular Agency Fund, 02-Contract Assisted Projects Fund, 03-Special Account-locally Funded/Domestic Grants Fund, and 04-Special Account-Foreign Assisted/Foreign Grants Fund)

Particulars	UACS CODE	Appropriations					Adjustments					Current Year Obligations												Current Year Disbursements				Balances	
		Subtotal Appropriations	Adjustments (Transfer of Obligations/Revisions)	Adjusted Appropriations	Adjustments Received (Revisions/Adjustments)	Transfer To	Transfer From	Adjusted Total Adjustments	1st Quarter Ending March 31	2nd Quarter Ending June 30	3rd Quarter Ending Sept. 30	4th Quarter Ending Dec. 31	TOTAL	1st Quarter Ending March 31	2nd Quarter Ending June 30	3rd Quarter Ending Sept. 30	4th Quarter Ending Dec. 31	TOTAL	Unreleased Appo	Unbudgeted Appropriations	Unencumbered (12-30-2020)	Net Liquid Obligation							
Agency Specific Budget		62,277,200.00	(1,843,100.00)	60,434,100.00	8,673,800.00	0.00	0.00	17,868,450.00	14,242,000.00	11,720,469.66	0.00	43,797,209.74	13,669,500.00	15,374,915.13	13,985,074.60	0.00	42,929,489.73	0.00	10,846,070.26	1,518,000.00	0.00								
General Administration and Support	00000000000000	27,988,000.00	(1,748,600.00)	26,239,400.00	28,241,400.00	0.00	0.00	8,702,100.00	8,702,100.00	5,200,691.36	0.00	18,174,207.23	6,161,528.00	6,020,107.96	5,941,024.60	0.00	17,826,659.71	0.00	7,897,922.47	1,348,847.25	0.00								
General management and supervision	00000100001000	27,988,000.00	(1,748,600.00)	26,239,400.00	28,241,400.00	0.00	0.00	8,702,100.00	8,702,100.00	5,200,691.36	0.00	18,174,207.23	6,161,528.00	6,020,107.96	5,941,024.60	0.00	17,826,659.71	0.00	7,897,922.47	1,348,847.25	0.00								
PS		18,251,000.00	0.00	18,251,000.00	18,251,000.00	0.00	0.00	3,881,348.00	4,397,842.24	3,176,571.16	0.00	11,941,707.40	3,801,348.00	4,307,842.24	3,782,571.16	0.00	11,941,707.40	0.00	3,289,282.00	0.00	0.00								
MOCCE		12,757,200.00	(1,748,600.00)	11,008,600.00	11,008,600.00	0.00	0.00	5,200,752.00	872,948.11	488,844.82	0.00	7,222,500.13	2,360,180.00	1,720,270.24	1,898,507.49	0.00	5,883,823.11	0.00	3,177,992.47	1,348,847.25	0.00								
Sub-Total, General Administration and Support		27,988,000.00	(1,748,600.00)	26,239,400.00	28,241,400.00	0.00	0.00	9,702,100.00	5,200,691.36	4,271,411.16	0.00	18,174,207.23	6,161,528.00	6,020,107.96	5,941,024.60	0.00	17,826,659.71	0.00	7,897,922.47	1,348,847.25	0.00								
PS		18,251,000.00	0.00	18,251,000.00	18,251,000.00	0.00	0.00	3,881,348.00	4,397,842.24	3,176,571.16	0.00	11,941,707.40	3,801,348.00	4,307,842.24	3,782,571.16	0.00	11,941,707.40	0.00	3,289,282.00	0.00	0.00								
MOCCE		12,757,200.00	(1,748,600.00)	11,008,600.00	11,008,600.00	0.00	0.00	5,820,752.00	872,948.11	488,844.82	0.00	7,222,500.13	2,360,180.00	1,720,270.24	1,898,507.49	0.00	5,883,823.11	0.00	3,177,992.47	1,348,847.25	0.00								
Fract of Available		0.00	0.00	0.00	0.00	0.00	0.00	0.00	0.00	0.00	0.00	0.00	0.00	0.00	0.00	0.00	0.00	0.00	0.00	0.00	0.00	0.00							
CO		0.00	0.00	0.00	0.00	0.00	0.00	0.00	0.00	0.00	0.00	0.00	0.00	0.00	0.00	0.00	0.00	0.00	0.00	0.00	0.00	0.00							
Operations		34,259,000.00	(8,500.00)	34,172,500.00	34,172,500.00	0.00	0.00	7,988,302.00	8,082,114.44	7,515,000.77	0.00	24,593,622.21	7,508,352.00	9,191,800.07	7,723,989.85	0.00	24,424,150.02	0.00	5,278,877.78	164,472.19	0.00								
OO: Philippine Tax System Training		34,259,000.00	(8,500.00)	34,172,500.00	34,172,500.00	0.00	0.00	7,988,302.00	8,082,114.44	7,515,000.77	0.00	24,593,622.21	7,508,352.00	9,191,800.07	7,723,989.85	0.00	24,424,150.02	0.00	5,278,877.78	164,472.19	0.00								
NATIONAL TAX ADMINISTRATION SYSTEM and Tax Policy Structure Studies	31010100001000	34,154,000.00	(84,500.00)	34,069,500.00	34,069,500.00	0.00	0.00	7,025,332.00	8,082,114.44	7,515,000.77	0.00	24,632,822.21	7,508,352.00	9,191,800.07	7,723,989.85	0.00	24,380,170.02	0.00	5,278,877.78	141,872.19	0.00								
PS		28,255,000.00	0.00	28,255,000.00	28,255,000.00	0.00	0.00	6,468,388.00	8,238,842.88	7,750,000.00	0.00	21,559,114.69	6,468,352.00	8,324,175.51	8,191,284.96	0.00	21,580,689.37	0.00	7,691,284.44	13,072.19	0.00								
MOCCE		4,549,000.00	0.00	4,549,000.00	4,549,000.00	0.00	0.00	1,416,572.00	1,222,448.24	725,280.82	0.00	2,299,630.66	943,557.00	891,654.96	891,654.96	0.00	2,131,800.65	0.00	2,335,298.25	128,890.00	0.00								
CO		966,000.00	0.00	966,000.00	966,000.00	0.00	0.00	47,400.00	620,800.00	0.00	0.00	71,000.00	2,000.00	0.00	0.00	0.00	698,200.00	0.00	200,200.00	0.00	0.00								
Estimation of Tax Study/ Requests from Government/Owner and Comptroller (Government/ISOC/CS)	31010100000000	113,000.00	0.00	113,000.00	113,000.00	0.00	0.00	71,000.00	0.00	0.00	0.00	71,000.00	0.00	0.00	0.00	0.00	43,400.00	0.00	42,000.00	27,600.00	0.00								
Sub-Total, Operations		34,259,000.00	(8,500.00)	34,172,500.00	34,172,500.00	0.00	0.00	7,988,302.00	8,082,114.44	7,515,000.77	0.00	24,593,622.21	7,508,352.00	9,191,800.07	7,723,989.85	0.00	24,424,150.02	0.00	5,278,877.78	164,472.19	0.00								
PS		28,255,000.00	0.00	28,255,000.00	28,255,000.00	0.00	0.00	6,468,388.00	8,238,842.88	7,750,000.00	0.00	21,559,114.69	6,468,352.00	8,324,175.51	8,191,284.96	0.00	21,580,689.37	0.00	7,691,284.44	13,072.19	0.00								
MOCCE		4,179,000.00	0.00	4,179,000.00	4,179,000.00	0.00	0.00	4,790,000.00	1,222,448.24	725,280.82	0.00	2,299,630.66	943,557.00	891,654.96	891,654.96	0.00	2,131,800.65	0.00	2,337,998.25	154,400.00	0.00								
Fract of Available		0.00	0.00	0.00	0.00	0.00	0.00	0.00	0.00	0.00	0.00	0.00	0.00	0.00	0.00	0.00	0.00	0.00	0.00	0.00	0.00	0.00							
CO		966,000.00	0.00	966,000.00	966,000.00	0.00	0.00	47,400.00	620,800.00	0.00	0.00	71,000.00	2,000.00	0.00	0.00	0.00	698,200.00	0.00	200,200.00	0.00	0.00								

X Current Year Appropriations  
Supplemental Continuing Appropriations




Department : Department of Finance (DOF)  
 Agency/Entity : National Tax Research Center  
 Operating Unit : < not applicable >  
 Organization Code : 11 009 0000000  
 Fund Cluster : 01 Regular Agency Fund


(e.g. UMCS Fund Cluster; 01-Regular Agency Fund; 02-Center Assisted Projects Fund; 03-Special Account-Localy Funded/Domestic Grants Fund; and 04-Special Account-Foreign Assisted/Foreign Grants Fund)


Particulars	UMCS CODE	Appropriations					Adjustments					Current Year Obligations					Current Year Disbursements					Balances			
		Authorized Appropriations	Adjustment/Transfer/Reform/Modifications	Adjusted Appropriations	Adjustments Received	Adjustments (Modifications/Agreements)	Transfer To	Transfer From	Adjusted Total Adjustments	1st Quarter Ending March 31	2nd Quarter Ending June 30	3rd Quarter Ending Sept 30	4th Quarter Ending Dec 31	TOTAL	1st Quarter Ending March 31	2nd Quarter Ending June 30	3rd Quarter Ending Sept 30	4th Quarter Ending Dec 31	TOTAL	Unreleased Agency	Unobligated Adjustments	Unpaid Obligations (11-50)-(23-24)	Net Change in Disbursements		
Sub-Total 1. Agency Specific Budget		62,577,000.00	(1,941,000.00)	60,636,000.00	60,133,000.00	0.00	0.00	60,133,000.00	17,686,467.26	14,342,803.78	11,735,468.95	42,178,262.74	53,669,630.00	15,214,615.19	15,385,074.60	16,548,670.26	15,818,020.00	42,246,800.78	0.00	16,667,070.26	1,518,020.00	169,472.19	0.00		
PS		43,934,000.00	0.00	43,934,000.00	43,934,000.00	0.00	0.00	43,934,000.00	10,390,033.26	12,728,425.42	10,542,280.54	35,660,448.28	10,296,743.00	12,712,021.79	16,548,670.26	33,322,776.77	33,322,776.77	0.00	10,296,551.54	1,517,219.16	13,072.19	0.00			
MOCE		17,643,000.00	(1,744,000.00)	15,899,000.00	15,719,400.00	0.00	0.00	15,719,400.00	7,296,434.00	995,997.87	1,194,188.11	9,594,150.23	3,565,273.00	1,982,013.29	2,307,492.35	8,896,452.96	8,896,452.96	0.00	6,152,288.22	1,504,947.82	0.00	0.00			
FY-ET (if Applicable)		0.00	0.00	0.00	0.00	0.00	0.00	0.00	0.00	0.00	0.00	0.00	0.00	0.00	0.00	0.00	0.00	0.00	0.00	0.00	0.00	0.00			
CO		995,000.00	(98,500.00)	896,500.00	896,500.00	0.00	0.00	896,500.00	47,660.00	620,880.00	7,400.00	668,280.00	7,400.00	620,880.00	7,400.00	668,280.00	7,400.00	0.00	300,220.00	0.00	0.00	0.00			
11. Automatic Appropriations		3,993,000.00	(2,825,000.00)	1,168,000.00	4,000,000.00	0.00	0.00	1,388,000.00	963,879.00	0.00	0.00	963,879.00	963,879.00	0.00	0.00	963,879.00	0.00	0.00	464,321.00	0.00	0.00	0.00			
Specific Budget of National Government Agencies		3,993,000.00	(2,825,000.00)	1,168,000.00	4,000,000.00	0.00	0.00	1,388,000.00	963,879.00	0.00	0.00	963,879.00	963,879.00	0.00	0.00	963,879.00	0.00	0.00	464,321.00	0.00	0.00	0.00			
Retention and Life Insurance Premium		3,993,000.00	(2,825,000.00)	1,168,000.00	4,000,000.00	0.00	0.00	1,388,000.00	963,879.00	0.00	0.00	963,879.00	963,879.00	0.00	0.00	963,879.00	0.00	0.00	464,321.00	0.00	0.00	0.00			
PS		3,993,000.00	(2,825,000.00)	1,168,000.00	4,000,000.00	0.00	0.00	1,388,000.00	963,879.00	0.00	0.00	963,879.00	963,879.00	0.00	0.00	963,879.00	0.00	0.00	464,321.00	0.00	0.00	0.00			
MOCE		0.00	0.00	0.00	0.00	0.00	0.00	0.00	0.00	0.00	0.00	0.00	0.00	0.00	0.00	0.00	0.00	0.00	0.00	0.00	0.00	0.00			
FY-ET		0.00	0.00	0.00	0.00	0.00	0.00	0.00	0.00	0.00	0.00	0.00	0.00	0.00	0.00	0.00	0.00	0.00	0.00	0.00	0.00	0.00			
CO		0.00	0.00	0.00	0.00	0.00	0.00	0.00	0.00	0.00	0.00	0.00	0.00	0.00	0.00	0.00	0.00	0.00	0.00	0.00	0.00	0.00			
11. Special Purpose Fund		0.00	0.00	0.00	0.00	0.00	0.00	0.00	0.00	0.00	0.00	0.00	0.00	0.00	0.00	0.00	0.00	0.00	0.00	0.00	0.00	0.00			
Macdonald Pensions Benefits Fund		0.00	0.00	0.00	0.00	0.00	0.00	0.00	0.00	0.00	0.00	0.00	0.00	0.00	0.00	0.00	0.00	0.00	0.00	0.00	0.00	0.00			
PS		0.00	0.00	0.00	0.00	0.00	0.00	0.00	0.00	0.00	0.00	0.00	0.00	0.00	0.00	0.00	0.00	0.00	0.00	0.00	0.00	0.00			
MOCE		0.00	0.00	0.00	0.00	0.00	0.00	0.00	0.00	0.00	0.00	0.00	0.00	0.00	0.00	0.00	0.00	0.00	0.00	0.00	0.00	0.00			
FY-ET		0.00	0.00	0.00	0.00	0.00	0.00	0.00	0.00	0.00	0.00	0.00	0.00	0.00	0.00	0.00	0.00	0.00	0.00	0.00	0.00	0.00			
CO		0.00	0.00	0.00	0.00	0.00	0.00	0.00	0.00	0.00	0.00	0.00	0.00	0.00	0.00	0.00	0.00	0.00	0.00	0.00	0.00	0.00			
GRAND TOTAL		62,577,000.00	(1,941,000.00)	60,636,000.00	60,133,000.00	0.00	0.00	60,133,000.00	17,686,467.26	14,342,803.78	11,735,468.95	42,178,262.74	53,669,630.00	15,214,615.19	15,385,074.60	16,548,670.26	15,818,020.00	42,246,800.78	0.00	16,667,070.26	1,518,020.00	169,472.19	0.00		
PS		43,934,000.00	0.00	43,934,000.00	43,934,000.00	0.00	0.00	43,934,000.00	10,390,033.26	12,728,425.42	10,542,280.54	35,660,448.28	10,296,743.00	12,712,021.79	16,548,670.26	33,322,776.77	33,322,776.77	0.00	10,296,551.54	1,517,219.16	13,072.19	0.00			
MOCE		17,643,000.00	(1,744,000.00)	15,899,000.00	15,719,400.00	0.00	0.00	15,719,400.00	7,296,434.00	995,997.87	1,194,188.11	9,594,150.23	3,565,273.00	1,982,013.29	2,307,492.35	8,896,452.96	8,896,452.96	0.00	6,152,288.22	1,504,947.82	0.00	0.00			
FY-ET		0.00	0.00	0.00	0.00	0.00	0.00	0.00	0.00	0.00	0.00	0.00	0.00	0.00	0.00	0.00	0.00	0.00	0.00	0.00	0.00	0.00			
CO		995,000.00	(98,500.00)	896,500.00	896,500.00	0.00	0.00	896,500.00	47,660.00	620,880.00	7,400.00	668,280.00	7,400.00	620,880.00	7,400.00	668,280.00	7,400.00	0.00	300,220.00	0.00	0.00	0.00			
1. Agency Specific Budget		34,298,000.00	0.00	34,298,000.00	34,172,500.00	0.00	0.00	34,172,500.00	7,868,350.00	9,082,114.44	7,515,026.77	24,931,622.71	7,903,542.00	9,191,808.07	7,723,989.62	24,424,160.62	24,424,160.62	0.00	6,978,677.79	1,504,672.19	169,472.19	0.00			
NATIONAL TAX ADVISORY PROGRAM		34,298,000.00	0.00	34,298,000.00	34,172,500.00	0.00	0.00	34,172,500.00	7,868,350.00	9,082,114.44	7,515,026.77	24,931,622.71	7,903,542.00	9,191,808.07	7,723,989.62	24,424,160.62	24,424,160.62	0.00	6,978,677.79	1,504,672.19	169,472.19	0.00			

X Current Year Appropriations  
 Supplemental  
 Continuing Appropriations

Certified Correct:  
  
MILAGROS B. ALVAREZ  
Budget Officer  
Date: 2020-10-15 12:54:25.0

Certified Correct:  
  
GRACE A. MANALO  
Chief Accountant  
Date: 2020-10-15 12:54:25.0

Recommended by:  
  
SHERRY L. G. SISON  
Chief Administrative Officer  
Date: 2020-10-15 12:54:

Approved By:  
  
ED MARLENE L. CABILANG  
Agency Head  
Date: 2020-10-15 13:12