

STATEMENT OF APPROPRIATIONS, ALLOTMENTS, OBLIGATIONS, DISBURSEMENTS AND BALANCES  
As at the Quarter Ending December 31, 2021

FAR No. 1

Department : Department of Finance (DOF)  
Agency/Entity : National Tax Research Center  
Operating Unit : < not applicable >  
Organization Code (UACS) : 11 000 000000  
Fund Cluster : 01 Regular Agency Fund  
(e.g. UACS Fund Cluster: 01-Regular Agency Fund, 02-Foreign Assisted Projects Fund, 03-Special Account-Locally Funded/Domestic Grants Fund, and 04-Special Account-Foreign Assisted/Foreign Grants Fund)

X Current Year Appropriations  
Supplemental Appropriations  
Continuing Appropriations

Particulars	UACS CODE	Appropriations					Allotments		Current Year Obligations					Current Year Disbursements					Balances					
		Authorized Appropriations	Adjusted Appropriations (Supplemental Appropriations)	Adjusted Appropriations (Continuing Appropriations)	Unobligated Allotments (Continuing Appropriations)	Unobligated Allotments (Current Year Appropriations)	Transfer To	Transfer From	1st Quarter Ending March 31	2nd Quarter Ending June 30	3rd Quarter Ending Sept. 30	4th Quarter Ending Dec. 31	TOTAL	1st Quarter Ending March 31	2nd Quarter Ending June 30	3rd Quarter Ending Sept. 30	4th Quarter Ending Dec. 31	TOTAL	Unobligated Allotments	Unobligated Allotments	Unpaid Obligations (15-20)	Ret. in Bal. and Percentage		
		3	4	5	6	7	8	9	10	11	12	13	14	15	16	17	18	19	20	21	22	23	24	
Agency Specific Budget		06,924,200.00	0.00	6,113,100.00	6,819,000.00	0.00	0.00	0.00	0.00	16,379,321.47	19,094,321.49	12,555,200.60	12,711,333.23	66,410,916.77	13,005,272.16	15,312,290.60	18,618,595.71	15,770,010.23	66,336,673.71	0.00	520,254.29	638,252.96	0.00	
General Administration and Support	10000100000000	27,156,000.00	0.00	27,156,000.00	27,156,000.00	0.00	0.00	0.00	0.00	6,657,877.71	6,507,451.95	4,609,662.71	7,888,618.58	27,870,477.60	5,807,591.30	6,433,617.52	6,143,672.30	25,692,185.00	0.00	762,437.06	685,252.86	0.00		
PS		14,285,000.00	2,203,234.00	16,000,234.00	14,301,000.00	2,203,234.00	0.00	0.00	0.00	27,160,000.00	5,557,871.71	8,527,421.95	4,816,360.72	7,050,868.58	22,552,437.00	6,032,221.23	6,433,617.52	6,153,672.30	9,273,674.35	20,990,145.00	0.00	712,427.06	638,252.86	0.00
MOOE		12,555,000.00	0.00	12,555,000.00	12,555,000.00	0.00	0.00	0.00	0.00	18,608,000.00	4,037,689.34	4,200,240.74	3,312,114.25	8,661,267.02	17,737,268.09	4,355,283.12	4,487,439.61	4,000,200.00	14,816,883.59	0.00	1,130,829.89	668,953.10	0.00	
Sub-Total, General Administration and Support		27,156,000.00	0.00	27,156,000.00	27,156,000.00	0.00	0.00	0.00	0.00	18,608,000.00	2,000,581.47	5,274,135.16	1,500,139.42	1,500,139.42	27,854,437.00	5,032,221.23	6,433,617.52	6,153,672.30	9,273,674.35	20,990,145.00	0.00	712,427.06	638,252.86	0.00
PS		14,285,000.00	2,203,234.00	16,000,234.00	14,301,000.00	2,203,234.00	0.00	0.00	0.00	27,160,000.00	5,557,871.71	8,527,421.95	4,816,360.72	7,050,868.58	22,552,437.00	6,032,221.23	6,433,617.52	6,153,672.30	9,273,674.35	20,990,145.00	0.00	712,427.06	638,252.86	0.00
MOOE		12,871,000.00	0.00	12,871,000.00	12,871,000.00	0.00	0.00	0.00	0.00	16,000,000.00	4,037,689.34	4,200,240.74	3,312,114.25	8,661,267.02	17,737,268.09	4,355,283.12	4,487,439.61	4,000,200.00	14,816,883.59	0.00	1,130,829.89	668,953.10	0.00	
Fuels (if Applicable)		0.00	0.00	0.00	0.00	0.00	0.00	0.00	0.00	10,531,970.00	2,000,000.00	4,284,139.15	1,384,634.46	2,702,078.04	10,123,033.17	708,430.00	1,000,000.00	5,000,000.00	4,300,000.00	18,443,000.00	0.00	1,150,000.00	990,000.00	0.00
OO		0.00	0.00	0.00	0.00	0.00	0.00	0.00	0.00	0.00	0.00	0.00	0.00	0.00	0.00	0.00	0.00	0.00	0.00	0.00	0.00	0.00	0.00	0.00
Operations	20000200000000	30,776,000.00	0.00	30,776,000.00	30,776,000.00	0.00	0.00	0.00	0.00	30,776,000.00	6,000,376.41	11,307,309.24	1,742,231.16	2,624,599.15	38,854,579.74	7,693,053.85	11,578,382.37	12,455,127.51	6,492,814.56	28,544,537.71	0.00	1,201,494.26	0.00	0.00
OO - Philippine Tax System Improved		38,276,000.00	0.00	38,276,000.00	38,276,000.00	0.00	0.00	0.00	0.00	38,276,000.00	6,000,376.41	11,307,309.24	1,742,231.16	2,624,599.15	38,854,579.74	7,693,053.85	11,578,382.37	12,455,127.51	6,492,814.56	28,544,537.71	0.00	1,201,494.26	0.00	0.00
NATIONAL TAX ADMINISTRATION PROGRAM		38,276,000.00	0.00	38,276,000.00	38,276,000.00	0.00	0.00	0.00	0.00	38,276,000.00	6,000,376.41	11,307,309.24	1,742,231.16	2,624,599.15	38,854,579.74	7,693,053.85	11,578,382.37	12,455,127.51	6,492,814.56	28,544,537.71	0.00	1,201,494.26	0.00	0.00
Tax System and Tax Policy Research Studies and Surveys	31000100000000	38,276,000.00	0.00	38,276,000.00	38,276,000.00	0.00	0.00	0.00	0.00	38,276,000.00	6,000,376.41	11,307,309.24	1,742,231.16	2,624,599.15	38,854,579.74	7,693,053.85	11,578,382.37	12,455,127.51	6,492,814.56	28,544,537.71	0.00	1,201,494.26	0.00	0.00
PS		32,190,000.00	1,100,000.00	33,290,000.00	32,190,000.00	1,100,000.00	0.00	0.00	0.00	38,276,000.00	6,000,376.41	11,307,309.24	1,742,231.16	2,624,599.15	38,854,579.74	7,693,053.85	11,578,382.37	12,455,127.51	6,492,814.56	28,544,537.71	0.00	1,201,494.26	0.00	0.00
MOOE		4,716,000.00	0.00	4,716,000.00	4,716,000.00	0.00	0.00	0.00	0.00	39,326,000.00	6,000,376.41	11,307,309.24	1,742,231.16	2,624,599.15	39,950,579.74	7,693,053.85	11,578,382.37	12,455,127.51	6,492,814.56	28,544,537.71	0.00	1,201,494.26	0.00	0.00
OO		2,745,000.00	0.00	2,745,000.00	2,745,000.00	0.00	0.00	0.00	0.00	3,500,000.00	3,500,000.00	0.00	0.00	0.00	3,500,000.00	0.00	0.00	0.00	0.00	0.00	0.00	0.00	0.00	0.00
Evaluation of Tax Subsidy Requests from Government-Owned and Controlled Corporations (GOCCs)	31010100000000	117,000.00	0.00	117,000.00	117,000.00	0.00	0.00	0.00	0.00	117,000.00	0.00	0.00	0.00	0.00	117,000.00	0.00	0.00	0.00	0.00	0.00	0.00	0.00	0.00	0.00
MOOE		117,000.00	0.00	117,000.00	117,000.00	0.00	0.00	0.00	0.00	117,000.00	0.00	0.00	0.00	0.00	117,000.00	0.00	0.00	0.00	0.00	0.00	0.00	0.00	0.00	0.00
Sub-Total, Operations		35,776,000.00	0.00	35,776,000.00	35,776,000.00	0.00	0.00	0.00	0.00	35,776,000.00	6,000,376.41	11,307,309.24	1,742,231.16	2,624,599.15	38,854,579.74	7,693,053.85	11,578,382.37	12,455,127.51	6,492,814.56	28,544,537.71	0.00	1,201,494.26	0.00	0.00
PS		32,190,000.00	1,100,000.00	33,290,000.00	32,190,000.00	1,100,000.00	0.00	0.00	0.00	38,276,000.00	6,000,376.41	11,307,309.24	1,742,231.16	2,624,599.15	38,854,579.74	7,693,053.85	11,578,382.37	12,455,127.51	6,492,814.56	28,544,537.71	0.00	1,201,494.26	0.00	0.00
MOOE		4,886,000.00	0.00	4,886,000.00	4,886,000.00	0.00	0.00	0.00	0.00	3,500,000.00	3,500,000.00	0.00	0.00	0.00	3,500,000.00	0.00	0.00	0.00	0.00	0.00	0.00	0.00	0.00	0.00
Fuels (if Applicable)		0.00	0.00	0.00	0.00	0.00	0.00	0.00	0.00	0.00	0.00	0.00	0.00	0.00	0.00	0.00	0.00	0.00	0.00	0.00	0.00	0.00	0.00	0.00
OO		2,745,000.00	0.00	2,745,000.00	2,745,000.00	0.00	0.00	0.00	0.00	2,745,000.00	0.00	0.00	0.00	0.00	2,745,000.00	0.00	0.00	0.00	0.00	0.00	0.00	0.00	0.00	0.00

This report was generated using the Unified Reporting System on 2/7/2022 01:42 version: FAR1.2.5 ; Status : SUBMITTED

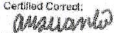



Department : Department of Finance (DOF)  
 Agency/Entity : National Tax Research Center  
 Operating Unit : < not applicable >  
 Organization Code (UACS) : 11 000 000000  
 Fund Cluster : D1 Regular Agency Fund  
 (e.g. UACB Fund Cluster; 01-Regular Agency Fund; 02-Foreign Assisted Projects Fund; 03-Special Account Locally Funded Domestic Grants Fund; and 04-Special Account Foreign Assisted Foreign Grants Fund)

X Current Year Appropriations  
 Suspended Appropriations  
 Continuing Appropriations


Portfolios	UACS CODE	Appropriations					Allotments				Current Year Obligations				Current Year Disbursements				Deletions				
		Authorized Appropriations	Adjusted Appropriations (with Modifications)	Adjusted Appropriations (with Modifications)	Adjustments Received	Adjustments (Production/Allocations/Amplification)	Transfer To	Transfer From	Adjusted Total Allotments	1st Quarter Ending March 31	2nd Quarter Ending June 30	3rd Quarter Ending Sept 30	4th Quarter Ending Dec 31	TOTAL	1st Quarter Ending March 31	2nd Quarter Ending June 30	3rd Quarter Ending Sept 30	4th Quarter Ending Dec 31	TOTAL	Unallocated Appropriations	Unobligated Allotments	Unobligated Obligations (1-20) + (21-24)	Unobligated Obligations (1-20) + (21-24)
1	2	3	4	5=(3+4)	6	7	8	9	10=(8+9)	11	12	13	14	15=(11-12-13-14)	16	17	18	19	20=(16-17-18-19)	21	22	23	24
Sub-Total 1 Agency Specific Budget		68,934,600.00	0.00	68,934,600.00	68,934,600.00	0.00	0.00	0.00	68,934,600.00	18,378,294.17	13,304,871.46	15,800,000.00	12,711,333.24	58,194,498.87	13,300,320.16	11,012,599.26	16,000,889.21	12,770,418.23	53,084,227.66	0.00	53,084,227.66	663,292.00	0.00
PG		48,591,869.00	3,484,251.00	52,076,120.00	52,076,120.00	0.00	0.00	0.00	52,076,120.00	12,418,750.81	14,369,788.12	13,081,171.27	11,492,437.60	41,369,147.70	11,804,027.89	15,134,232.00	12,720,034.00	9,363,348.00	40,033,733.27	0.00	40,033,733.27	11,297.49	0.00
MOGE		17,608,000.00	0.00	17,608,000.00	17,608,000.00	0.00	0.00	0.00	17,608,000.00	2,607,390.34	4,335,747.77	2,247,415.00	3,818,595.57	16,725,608.68	1,197,232.27	2,309,567.26	3,280,855.21	3,407,080.23	12,812,685.77	0.00	12,812,685.77	77,898.76	0.00
Other (As Applicable)		0.00	0.00	0.00	0.00	0.00	0.00	0.00	0.00	0.00	0.00	0.00	0.00	0.00	0.00	0.00	0.00	0.00	0.00	0.00	0.00	0.00	0.00
II. Automatic Appropriations		2,242,200.00	0.00	2,242,200.00	2,242,200.00	0.00	0.00	0.00	2,242,200.00	572,110.00	559,050.00	1,200,000.00	309,000.00	2,730,160.00	0.00	0.00	0.00	0.00	0.00	0.00	0.00	0.00	0.00
Specific Budgets of Historical Development Agencies		4,282,200.00	793,000.00	5,075,200.00	5,075,200.00	0.00	0.00	0.00	5,075,200.00	1,268,779.01	1,211,732.84	1,277,031.10	1,342,411.31	5,099,954.26	0.00	0.00	0.00	0.00	0.00	0.00	0.00	0.00	0.00
Rehabilitation and Life Insurance Programs		4,282,200.00	793,000.00	5,075,200.00	5,075,200.00	0.00	0.00	0.00	5,075,200.00	1,268,779.01	1,211,732.84	1,277,031.10	1,342,411.31	5,099,954.26	0.00	0.00	0.00	0.00	0.00	0.00	0.00	0.00	0.00
PS		4,282,200.00	793,000.00	5,075,200.00	5,075,200.00	0.00	0.00	0.00	5,075,200.00	1,268,779.01	1,211,732.84	1,277,031.10	1,342,411.31	5,099,954.26	0.00	0.00	0.00	0.00	0.00	0.00	0.00	0.00	0.00
Sub-Total II. Automatic Appropriations		4,282,200.00	793,000.00	5,075,200.00	5,075,200.00	0.00	0.00	0.00	5,075,200.00	1,268,779.01	1,211,732.84	1,277,031.10	1,342,411.31	5,099,954.26	0.00	0.00	0.00	0.00	0.00	0.00	0.00	0.00	0.00
MOGE		4,282,200.00	793,000.00	5,075,200.00	5,075,200.00	0.00	0.00	0.00	5,075,200.00	1,268,779.01	1,211,732.84	1,277,031.10	1,342,411.31	5,099,954.26	0.00	0.00	0.00	0.00	0.00	0.00	0.00	0.00	0.00
Ph-Ex		0.00	0.00	0.00	0.00	0.00	0.00	0.00	0.00	0.00	0.00	0.00	0.00	0.00	0.00	0.00	0.00	0.00	0.00	0.00	0.00	0.00	0.00
CD		0.00	0.00	0.00	0.00	0.00	0.00	0.00	0.00	0.00	0.00	0.00	0.00	0.00	0.00	0.00	0.00	0.00	0.00	0.00	0.00	0.00	0.00
III. Special Purpose Fund		0.00	0.00	0.00	0.00	0.00	0.00	0.00	0.00	0.00	0.00	0.00	0.00	0.00	0.00	0.00	0.00	0.00	0.00	0.00	0.00	0.00	0.00
Microfinance Personal Benefits Fund		0.00	0.00	0.00	0.00	0.00	0.00	0.00	0.00	0.00	0.00	0.00	0.00	0.00	0.00	0.00	0.00	0.00	0.00	0.00	0.00	0.00	0.00
PS		0.00	0.00	0.00	0.00	0.00	0.00	0.00	0.00	0.00	0.00	0.00	0.00	0.00	0.00	0.00	0.00	0.00	0.00	0.00	0.00	0.00	0.00
Sub-Total III. Special Purpose Fund		0.00	0.00	0.00	0.00	0.00	0.00	0.00	0.00	0.00	0.00	0.00	0.00	0.00	0.00	0.00	0.00	0.00	0.00	0.00	0.00	0.00	0.00
PG		0.00	0.00	0.00	0.00	0.00	0.00	0.00	0.00	0.00	0.00	0.00	0.00	0.00	0.00	0.00	0.00	0.00	0.00	0.00	0.00	0.00	0.00
MOGE		0.00	0.00	0.00	0.00	0.00	0.00	0.00	0.00	0.00	0.00	0.00	0.00	0.00	0.00	0.00	0.00	0.00	0.00	0.00	0.00	0.00	0.00
Ph-Ex		0.00	0.00	0.00	0.00	0.00	0.00	0.00	0.00	0.00	0.00	0.00	0.00	0.00	0.00	0.00	0.00	0.00	0.00	0.00	0.00	0.00	0.00
CD		0.00	0.00	0.00	0.00	0.00	0.00	0.00	0.00	0.00	0.00	0.00	0.00	0.00	0.00	0.00	0.00	0.00	0.00	0.00	0.00	0.00	0.00
IV. Reversion of the Unobligated Allotments charged against RA Nos. 11458 and 11491		0.00	0.00	0.00	0.00	0.00	0.00	0.00	0.00	0.00	0.00	0.00	0.00	0.00	0.00	0.00	0.00	0.00	0.00	0.00	0.00	0.00	0.00
GRAND TOTAL		71,226,800.00	793,000.00	72,019,800.00	72,019,800.00	0.00	0.00	0.00	72,019,800.00	19,649,073.18	14,516,604.30	17,027,031.10	14,053,742.55	74,246,876.13	13,300,320.16	11,012,599.26	16,000,889.21	12,770,418.23	65,896,813.94	0.00	65,896,813.94	663,292.00	0.00
PS		62,815,200.00	793,000.00	63,608,200.00	63,608,200.00	0.00	0.00	0.00	63,608,200.00	17,686,529.82	13,581,521.00	14,358,202.30	12,834,848.91	74,360,501.03	11,804,027.89	15,134,232.00	12,720,034.00	9,363,348.00	40,033,733.27	0.00	40,033,733.27	11,297.49	0.00
MOGE		17,608,000.00	0.00	17,608,000.00	17,608,000.00	0.00	0.00	0.00	17,608,000.00	2,607,390.34	4,335,747.77	2,247,415.00	3,818,595.57	16,725,608.68	1,197,232.27	2,309,567.26	3,280,855.21	3,407,080.23	12,812,685.77	0.00	12,812,685.77	77,898.76	0.00
CD		2,745,600.00	0.00	2,745,600.00	2,745,600.00	0.00	0.00	0.00	2,745,600.00	572,110.00	559,050.00	1,200,000.00	309,000.00	2,730,160.00	0.00	0.00	0.00	0.00	0.00	0.00	0.00	0.00	0.00
Agency Specific Budget		36,776,000.00	0.00	36,776,000.00	36,776,000.00	0.00	0.00	0.00	36,776,000.00	9,376,000.00	11,452,368.56	13,420,000.00	5,824,438.63	35,544,807.19	7,979,853.00	11,072,382.57	12,466,127.51	6,498,944.38	30,344,509.74	0.00	30,344,509.74	0.00	0.00
NATIONAL TAX ADVISORY PROGRAM		34,776,000.00	0.00	34,776,000.00	34,776,000.00	0.00	0.00	0.00	34,776,000.00	9,602,294.17	11,997,369.54	11,743,000.00	8,244,000.00	31,544,598.71	7,979,853.00	11,509,320.29	12,466,127.51	6,498,944.38	28,044,509.74	0.00	28,044,509.74	0.00	0.00

This report was generated using the Unified Reporting System on 2/20/2022 01:45 version: FARI.1.5 - Status: SUBMITTED

Certified Correct:  
  
ARDEN MAR S. LLANTO  
Budget Officer  
Date: 2022-01-27 09:38:34

Certified Correct:  
  
GRACE A. MANALO  
Chief Accountant  
Date: 2022-01-27 09:38:34

  
Siann Carlo D. Rodriguez  
OIC - Deputy Executive Director  
Date: 2022-01-27 09:39:34

Approved By:  
  
MARLENE LUCERO-CARUBAG  
Executive Director  
Date: 2022-01-27 09:42:11