

STATEMENT OF APPROPRIATIONS, ALLOTMENTS, OBLIGATIONS, DISBURSEMENTS AND BALANCES
As at the Quarter Ending June 30, 2022

Department : Department of Finance (DOF)
 Agency/Entity : National Tax Research Center
 Operating Unit : < not applicable >
 Organization Code (UACS) : 11 009 000000
 Fund Cluster : 01 Regular Agency Fund
 (e.g. UACS Fund Cluster: 01-Regular Agency Fund, 02-Foreign Assisted Projects Fund, 03-Special Account-Locally Funded/Domestic Grants Fund, and 04-Special Account-Foreign Assisted/Foreign Grants Fund)

X	Current Year Appropriations
	Supplemental Appropriations
	Continuing Appropriations

Particulars	UACS CODE	Appropriations					Allotments		Current Year Obligations					Current Year Disbursements					Balances						
		Authorized Appropriations	Adjustments (Transfer To/From, Modifications/Augmentations)	Adjusted Appropriations	Allotments Received	Adjustments (Reductions, Modifications/Augmentations)	Transfer To	Transfer From	Adjusted Total Allotments	1st Quarter Ending March 31	2nd Quarter Ending June 30	3rd Quarter Ending Sept. 30	4th Quarter Ending Dec. 31	TOTAL	1st Quarter Ending March 31	2nd Quarter Ending June 30	3rd Quarter Ending Sept. 30	4th Quarter Ending Dec. 31	TOTAL	Unreleased Appro	Unobligated Allotments	Unpaid Obligations (15-20)=(23+24)			
		3	4	5=(3+4)	6	7	8	9	10=(8+9)-(7+8+9)	11	12	13	14	15=(11+12+13+14)	16	17	18	19	20=(16+17+18+19)	21	22	Use and Demandable	Not Yet Due and Demandable	23	24
1. Agency Specific Budget		74,337,000.00	0.00	74,337,000.00	74,337,000.00	0.00	0.00	0.00	74,337,000.00	21,990,616.00	26,691,290.63	0.00	0.00	47,581,913.53	15,588,496.01	29,243,673.25	0.00	0.00	44,862,189.26	0.00	26,755,056.41	219,477.83	2,580,266.44		
General Administration and Support	10000000000000	28,104,000.00	0.00	28,104,000.00	28,104,000.00	0.00	0.00	0.00	28,104,000.00	9,166,163.91	6,938,705.28	0.00	0.00	16,104,868.17	3,937,951.37	9,451,676.38	0.00	0.00	13,389,129.73	0.00	11,999,113.62	155,492.00	2,580,266.44		
General management and supervision	10000010001000	28,104,000.00	0.00	28,104,000.00	28,104,000.00	0.00	0.00	0.00	28,104,000.00	9,166,163.91	6,938,705.28	0.00	0.00	16,104,868.17	3,937,951.37	9,451,676.38	0.00	0.00	13,389,129.73	0.00	11,999,113.62	155,492.00	2,580,266.44		
PS		15,269,000.00	0.00	15,269,000.00	15,269,000.00	0.00	0.00	0.00	15,269,000.00	3,507,238.85	5,112,892.30	0.00	0.00	8,620,131.75	3,307,580.98	5,307,650.79	0.00	0.00	8,615,131.75	0.00	6,648,888.21	5,000.00	2,580,266.44		
MOOE		12,835,000.00	0.00	12,835,000.00	12,835,000.00	0.00	0.00	0.00	12,835,000.00	5,658,942.06	1,825,812.98	0.00	0.00	7,484,754.42	629,970.38	4,144,027.60	0.00	0.00	4,773,997.81	0.00	5,350,245.58	150,490.00	2,580,266.44		
Sub-Total, General Administration and Support		28,104,000.00	0.00	28,104,000.00	28,104,000.00	0.00	0.00	0.00	28,104,000.00	9,166,163.91	6,938,705.28	0.00	0.00	16,104,868.17	3,937,951.37	9,451,676.38	0.00	0.00	13,389,129.73	0.00	11,999,113.62	155,492.00	2,580,266.44		
PS		15,269,000.00	0.00	15,269,000.00	15,269,000.00	0.00	0.00	0.00	15,269,000.00	3,507,238.85	5,112,892.30	0.00	0.00	8,620,131.75	3,307,580.98	5,307,650.79	0.00	0.00	8,615,131.75	0.00	6,648,888.21	5,000.00	2,580,266.44		
MOOE		12,835,000.00	0.00	12,835,000.00	12,835,000.00	0.00	0.00	0.00	12,835,000.00	5,658,942.06	1,825,812.98	0.00	0.00	7,484,754.42	629,970.38	4,144,027.60	0.00	0.00	4,773,997.81	0.00	5,350,245.58	150,490.00	2,580,266.44		
FinEx (If Applicable)		0.00	0.00	0.00	0.00	0.00	0.00	0.00	0.00	0.00	0.00	0.00	0.00	0.00	0.00	0.00	0.00	0.00	0.00	0.00	0.00	0.00	0.00		
CO		0.00	0.00	0.00	0.00	0.00	0.00	0.00	0.00	0.00	0.00	0.00	0.00	0.00	0.00	0.00	0.00	0.00	0.00	0.00	0.00	0.00	0.00		
Operations	30000000000000	48,233,000.00	0.00	48,233,000.00	48,233,000.00	0.00	0.00	0.00	48,233,000.00	12,824,435.99	18,652,591.37	0.00	0.00	31,477,027.36	11,820,944.64	19,792,094.98	0.00	0.00	31,413,039.53	0.00	14,765,972.61	63,987.83	0.00		
CO: Philippine Tax System Improved		48,233,000.00	0.00	48,233,000.00	48,233,000.00	0.00	0.00	0.00	48,233,000.00	12,824,435.99	18,652,591.37	0.00	0.00	31,477,027.36	11,820,944.64	19,792,094.98	0.00	0.00	31,413,039.53	0.00	14,765,972.61	63,987.83	0.00		
NATIONAL TAX ADVISORY PROGRAM		48,233,000.00	0.00	48,233,000.00	48,233,000.00	0.00	0.00	0.00	48,233,000.00	12,824,435.99	18,652,591.37	0.00	0.00	31,477,027.36	11,820,944.64	19,792,094.98	0.00	0.00	31,413,039.53	0.00	14,765,972.61	63,987.83	0.00		
Tax System and Tax Policy Structure Studies and Surveys	31010010000100	48,116,000.00	0.00	48,116,000.00	48,116,000.00	0.00	0.00	0.00	48,116,000.00	12,811,121.19	18,627,819.77	0.00	0.00	31,438,940.96	11,607,629.84	19,787,323.29	0.00	0.00	31,374,653.13	0.00	14,677,059.01	63,987.83	0.00		
PS		38,730,000.00	0.00	38,730,000.00	38,730,000.00	0.00	0.00	0.00	38,730,000.00	11,473,112.59	16,640,997.02	0.00	0.00	28,314,109.61	10,276,412.68	17,979,195.66	0.00	0.00	28,265,608.27	0.00	10,415,893.34	58,591.34	0.00		
MOOE		4,716,000.00	0.00	4,716,000.00	4,716,000.00	0.00	0.00	0.00	4,716,000.00	1,104,008.60	1,243,022.75	0.00	0.00	2,347,031.35	1,097,217.18	1,244,327.70	0.00	0.00	2,341,544.65	0.00	2,368,588.61	5,486.48	0.00		
CO		2,870,000.00	0.00	2,870,000.00	2,870,000.00	0.00	0.00	0.00	2,870,000.00	234,000.00	843,800.00	0.00	0.00	777,800.00	234,000.00	843,800.00	0.00	0.00	777,800.00	0.00	1,892,200.00	0.00	0.00		
Evaluation of Tax Subsidy Requests from Government-Owned and Controlled Corporations (GOCCs)	31010010000200	117,000.00	0.00	117,000.00	117,000.00	0.00	0.00	0.00	117,000.00	13,314.80	24,771.60	0.00	0.00	38,086.40	13,314.80	24,771.60	0.00	0.00	38,086.40	0.00	78,913.61	0.00	0.00		
MOOE		117,000.00	0.00	117,000.00	117,000.00	0.00	0.00	0.00	117,000.00	13,314.80	24,771.60	0.00	0.00	38,086.40	13,314.80	24,771.60	0.00	0.00	38,086.40	0.00	78,913.61	0.00	0.00		
Sub-Total, Operations		48,233,000.00	0.00	48,233,000.00	48,233,000.00	0.00	0.00	0.00	48,233,000.00	12,824,435.99	18,652,591.37	0.00	0.00	31,477,027.36	11,820,944.64	19,792,094.98	0.00	0.00	31,413,039.53	0.00	14,765,972.61	63,987.83	0.00		
PS		38,730,000.00	0.00	38,730,000.00	38,730,000.00	0.00	0.00	0.00	38,730,000.00	11,473,112.59	16,640,997.02	0.00	0.00	28,314,109.61	10,276,412.68	17,979,195.66	0.00	0.00	28,265,608.27	0.00	10,415,893.34	58,591.34	0.00		
MOOE		4,833,000.00	0.00	4,833,000.00	4,833,000.00	0.00	0.00	0.00	4,833,000.00	1,117,323.40	1,267,794.51	0.00	0.00	2,385,117.91	1,110,331.66	1,269,999.30	0.00	0.00	2,379,617.26	0.00	2,447,832.22	5,486.48	0.00		
FinEx (If Applicable)		0.00	0.00	0.00	0.00	0.00	0.00	0.00	0.00	0.00	0.00	0.00	0.00	0.00	0.00	0.00	0.00	0.00	0.00	0.00	0.00	0.00	0.00		
CO		2,870,000.00	0.00	2,870,000.00	2,870,000.00	0.00	0.00	0.00	2,870,000.00	234,000.00	843,800.00	0.00	0.00	777,800.00	234,000.00	843,800.00	0.00	0.00	777,800.00	0.00	1,892,200.00	0.00	0.00		




Department : Department of Finance (DOF)
 Agency/Entity : National Tax Research Center
 Operating Unit : < not applicable >
 Organization Code (UACS) : 11 009 000000
 Fund Cluster : 01 Regular Agency Fund

X	Current Year Appropriations
	Supplemental Appropriations
	Continuing Appropriations

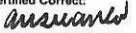
(e.g. UACS Fund Cluster: 01-Regular Agency Fund, 02-Foreign Assisted Projects Fund, 03-Special Account-Locally Funded/Domestic Grants Fund, and 04-Special Account-Foreign Assisted/Foreign Grants Fund)

Particulars	UACS CODE	Appropriations			Allotments			Current Year Obligations							Current Year Disbursements				Balances				
		Authorized Appropriations	Adjustments(Transfers To/From, Modifications/Augmentations)	Adjusted Appropriations	Allotments Received	Adjustments(Reductions, Modifications/Augmentations)	Transfer To	Transfer From	Adjusted Total Allotments	1st Quarter Ending March 31	2nd Quarter Ending June 30	3rd Quarter Ending Sept. 30	4th Quarter Ending Dec. 31	TOTAL	1st Quarter Ending March 31	2nd Quarter Ending June 30	3rd Quarter Ending Sept. 30	4th Quarter Ending Dec. 31	TOTAL	Unreleased Appro	Unobligated Allotments	Unpaid Obligations(15-20)=(23+24)	
		3	4	5=(3+4)	6	7	8	9	10=[(6+)-(7)+8]	11	12	13	14	15=(11+12+13+14)	16	17	18	19	20=(16+17+18+19)	21	22	23	24
Sub-Total I. Agency Specific Budget		74,337,000.00	0.00	74,337,000.00	74,337,000.00	0.00	0.00	74,337,000.00	21,990,610.90	25,561,296.63	0.00	0.00	47,551,913.53	15,558,496.01	28,743,673.25	0.00	0.00	44,802,169.26	0.00	25,755,066.47	219,477.83	2,580,286.44	
PS		63,996,000.00	0.00	63,996,000.00	63,996,000.00	0.00	0.00	63,996,000.00	14,960,351.44	21,953,809.92	0.00	0.00	36,834,241.36	13,683,063.67	23,298,746.33	0.00	0.00	36,870,740.02	0.00	17,064,768.64	83,501.34	0.00	
MOOE		17,668,000.00	0.00	17,668,000.00	17,668,000.00	0.00	0.00	17,668,000.00	6,778,265.46	3,063,606.71	0.00	0.00	9,869,872.17	1,740,502.34	5,413,126.50	0.00	0.00	7,153,629.24	0.00	7,798,127.83	155,976.45	2,580,286.44	
FinEx (If Applicable)		0.00	0.00	0.00	0.00	0.00	0.00	0.00	0.00	0.00	0.00	0.00	0.00	0.00	0.00	0.00	0.00	0.00	0.00	0.00	0.00	0.00	
CO		2,670,000.00	0.00	2,670,000.00	2,670,000.00	0.00	0.00	2,670,000.00	234,000.00	543,800.00	0.00	0.00	777,800.00	234,000.00	543,800.00	0.00	0.00	777,800.00	0.00	1,892,200.00	0.00	0.00	
II. Autow. Lic Appropriations		4,974,000.00	1,110,523.00	6,084,523.00	6,084,523.00	0.00	0.00	6,084,523.00	995,336.46	2,383,245.22	0.00	0.00	3,378,581.68	995,336.46	2,383,245.22	0.00	0.00	3,378,581.68	0.00	2,705,941.32	0.00	0.00	
Specific Budgets of National Government Agencies		4,974,000.00	1,110,523.00	6,084,523.00	6,084,523.00	0.00	0.00	6,084,523.00	995,336.46	2,383,245.22	0.00	0.00	3,378,581.68	995,336.46	2,383,245.22	0.00	0.00	3,378,581.68	0.00	2,705,941.32	0.00	0.00	
Retirement and Life Insurance Premiums		4,974,000.00	1,110,523.00	6,084,523.00	6,084,523.00	0.00	0.00	6,084,523.00	995,336.46	2,383,245.22	0.00	0.00	3,378,581.68	995,336.46	2,383,245.22	0.00	0.00	3,378,581.68	0.00	2,705,941.32	0.00	0.00	
PS		4,974,000.00	1,110,523.00	6,084,523.00	6,084,523.00	0.00	0.00	6,084,523.00	995,336.46	2,383,245.22	0.00	0.00	3,378,581.68	995,336.46	2,383,245.22	0.00	0.00	3,378,581.68	0.00	2,705,941.32	0.00	0.00	
Sub-Total II. Autow. Lic Appropriations		4,974,000.00	1,110,523.00	6,084,523.00	6,084,523.00	0.00	0.00	6,084,523.00	995,336.46	2,383,245.22	0.00	0.00	3,378,581.68	995,336.46	2,383,245.22	0.00	0.00	3,378,581.68	0.00	2,705,941.32	0.00	0.00	
PS		4,974,000.00	1,110,523.00	6,084,523.00	6,084,523.00	0.00	0.00	6,084,523.00	995,336.46	2,383,245.22	0.00	0.00	3,378,581.68	995,336.46	2,383,245.22	0.00	0.00	3,378,581.68	0.00	2,705,941.32	0.00	0.00	
MOOE		0.00	0.00	0.00	0.00	0.00	0.00	0.00	0.00	0.00	0.00	0.00	0.00	0.00	0.00	0.00	0.00	0.00	0.00	0.00	0.00	0.00	
FinEx		0.00	0.00	0.00	0.00	0.00	0.00	0.00	0.00	0.00	0.00	0.00	0.00	0.00	0.00	0.00	0.00	0.00	0.00	0.00	0.00	0.00	
CO		0.00	0.00	0.00	0.00	0.00	0.00	0.00	0.00	0.00	0.00	0.00	0.00	0.00	0.00	0.00	0.00	0.00	0.00	0.00	0.00	0.00	
III. Special Purpose Fund		0.00	21,082,828.00	21,082,828.00	21,082,828.00	0.00	0.00	21,082,828.00	0.00	1,720,528.84	0.00	0.00	1,720,528.84	0.00	1,720,528.84	0.00	0.00	1,720,528.84	0.00	16,362,299.36	0.00	0.00	
Miscellaneous Personnel Benefits Fund		0.00	21,082,828.00	21,082,828.00	21,082,828.00	0.00	0.00	21,082,828.00	0.00	1,720,528.84	0.00	0.00	1,720,528.84	0.00	1,720,528.84	0.00	0.00	1,720,528.84	0.00	16,362,299.36	0.00	0.00	
PS		0.00	21,082,828.00	21,082,828.00	21,082,828.00	0.00	0.00	21,082,828.00	0.00	1,720,528.84	0.00	0.00	1,720,528.84	0.00	1,720,528.84	0.00	0.00	1,720,528.84	0.00	16,362,299.36	0.00	0.00	
Sub-Total III. Special Purpose Fund		0.00	21,082,828.00	21,082,828.00	21,082,828.00	0.00	0.00	21,082,828.00	0.00	1,720,528.84	0.00	0.00	1,720,528.84	0.00	1,720,528.84	0.00	0.00	1,720,528.84	0.00	16,362,299.36	0.00	0.00	
PS		0.00	21,082,828.00	21,082,828.00	21,082,828.00	0.00	0.00	21,082,828.00	0.00	1,720,528.84	0.00	0.00	1,720,528.84	0.00	1,720,528.84	0.00	0.00	1,720,528.84	0.00	16,362,299.36	0.00	0.00	
MOOE		0.00	0.00	0.00	0.00	0.00	0.00	0.00	0.00	0.00	0.00	0.00	0.00	0.00	0.00	0.00	0.00	0.00	0.00	0.00	0.00	0.00	
FinEx		0.00	0.00	0.00	0.00	0.00	0.00	0.00	0.00	0.00	0.00	0.00	0.00	0.00	0.00	0.00	0.00	0.00	0.00	0.00	0.00	0.00	
CO		0.00	0.00	0.00	0.00	0.00	0.00	0.00	0.00	0.00	0.00	0.00	0.00	0.00	0.00	0.00	0.00	0.00	0.00	0.00	0.00	0.00	
IV. Reversion of the Unobligated Allotments charged against A.Nos. 11465 and 11484		0.00	0.00	0.00	0.00	0.00	0.00	0.00	0.00	0.00	0.00	0.00	0.00	0.00	0.00	0.00	0.00	0.00	0.00	0.00	0.00	0.00	
GRAND TOTAL		79,311,000.00	22,193,351.00	101,504,351.00	60,421,523.00	21,082,828.00	0.00	101,504,351.00	27,685,663.26	29,691,070.49	0.00	0.00	52,681,023.85	16,553,832.47	33,347,447.11	0.00	0.00	49,801,279.58	0.00	48,823,327.15	219,477.83	2,560,286.44	
PS		68,973,000.00	22,193,351.00	91,166,351.00	60,083,523.00	21,082,828.00	0.00	91,166,351.00	15,975,687.90	20,097,663.76	0.00	0.00	42,033,361.66	14,679,330.13	27,390,620.21	0.00	0.00	41,969,860.34	0.00	39,132,699.32	83,501.34	0.00	
MOOE		17,668,000.00	0.00	17,668,000.00	17,668,000.00	0.00	0.00	17,668,000.00	6,778,265.46	3,063,606.71	0.00	0.00	9,869,872.17	1,740,502.34	5,413,126.50	0.00	0.00	7,153,629.24	0.00	7,798,127.83	155,976.45	2,580,286.44	
CO		2,670,000.00	0.00	2,670,000.00	2,670,000.00	0.00	0.00	2,670,000.00	234,000.00	543,800.00	0.00	0.00	777,800.00	234,000.00	543,800.00	0.00	0.00	777,800.00	0.00	1,892,200.00	0.00	0.00	
Recapitulation by OO:																							
I. Agency Specific Budget		46,233,000.00	0.00	46,233,000.00	46,233,000.00	0.00	0.00	46,233,000.00	12,824,435.99	18,652,591.37	0.00	0.00	31,477,027.36	11,620,944.64	19,792,094.89	0.00	0.00	31,413,029.53	0.00	14,755,972.64	63,967.81	0.00	
NATIONAL TAX ADVISORY PROGRAM		46,233,000.00	0.00	46,233,000.00	46,233,000.00	0.00	0.00	46,233,000.00	12,824,435.99	18,652,591.37	0.00	0.00	31,477,027.36	11,620,944.64	19,792,094.89	0.00	0.00	31,413,029.53	0.00	14,755,972.64	63,967.81	0.00	

This report was generated using the Unified Reporting System on 15/07/2022 11:18 version: FAR1.2.5; Status: SUBMITTED



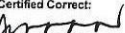
Certified Correct:


ARDEN MAR S. LLANTO

Budget Officer

Date: 2022-07-15 10:39:20


Certified Correct:


GRACE A. MANALO

Chief Accountant

Date: 2022-07-15 10:39:20


Recommending Approval:


GIAN CARLO P. RODRIGUEZ

Deputy Executive Director

Date: 2022-07-15 10:41:51

Approved By:


MARLENE LUCERO-CALUBAG

Executive Director

Date: 2022-07-15 11:10:32

