

MONTHLY REPORT OF DISBURSEMENTS
For the month of January 2022

Department: Department of Finance (DOF)
 Agency/Entity: National Tax Research Center
 Operating Unit: < not applicable >
 Organization Code (UACS): 11 009 000000
 Fund Cluster: 01 Regular Agency Fund

Particulars	Current Year Budget					Prior Year's Budget										SUB-TOTAL	Trust Liabilities				Grand Total					Remarks					
	PS	MOOE	FinEx	CO	TOTAL	Prior Year's Accounts Payable					Current Year's Accounts Payable						PS	MOOE	CO	TOTAL	PS	MOOE	FinEx	CO	TOTAL						
	7	8	9	10	11	12	13	14	15	16	17	18	19	20	21		22	23	24	25	26	27	28								
CASH DISBURSEMENTS	2,639,704.89	82,705.78	0.00	0.00	2,722,410.67	834,000.00	0.00	0.00	0.00	0.00	834,000.00	0.00	0.00	0.00	0.00	834,000.00	3,558,410.67	0.00	0.00	0.00	0.00	3,558,410.67	0.00	0.00	0.00	0.00	3,558,410.67	28			
Notice of Cash Allocation (NCA)	2,639,704.89	82,705.78	0.00	0.00	2,722,410.67	834,000.00	0.00	0.00	0.00	0.00	834,000.00	0.00	0.00	0.00	0.00	834,000.00	3,558,410.67	0.00	0.00	0.00	0.00	3,558,410.67	0.00	0.00	0.00	0.00	3,558,410.67				
MDS Checks Issued	0.00	69,265.78	0.00	0.00	69,265.78	0.00	0.00	0.00	0.00	0.00	0.00	0.00	0.00	0.00	0.00	0.00	0.00	69,265.78	0.00	0.00	0.00	0.00	69,265.78	0.00	0.00	0.00	0.00	69,265.78			
Advice to Debit Account	2,639,704.89	13,440.00	0.00	0.00	2,653,144.89	834,000.00	0.00	0.00	0.00	0.00	834,000.00	0.00	0.00	0.00	0.00	834,000.00	3,487,144.89	0.00	0.00	0.00	0.00	3,487,144.89	0.00	0.00	0.00	0.00	3,487,144.89				
Notice of Transfer Allocations (NTA)	0.00	0.00	0.00	0.00	0.00	0.00	0.00	0.00	0.00	0.00	0.00	0.00	0.00	0.00	0.00	0.00	0.00	0.00	0.00	0.00	0.00	0.00	0.00	0.00	0.00	0.00	0.00	0.00			
MDS Checks Issued	0.00	0.00	0.00	0.00	0.00	0.00	0.00	0.00	0.00	0.00	0.00	0.00	0.00	0.00	0.00	0.00	0.00	0.00	0.00	0.00	0.00	0.00	0.00	0.00	0.00	0.00	0.00	0.00	0.00		
Advice to Debit Account	0.00	0.00	0.00	0.00	0.00	0.00	0.00	0.00	0.00	0.00	0.00	0.00	0.00	0.00	0.00	0.00	0.00	0.00	0.00	0.00	0.00	0.00	0.00	0.00	0.00	0.00	0.00	0.00	0.00		
Working Fund for PAFs	0.00	0.00	0.00	0.00	0.00	0.00	0.00	0.00	0.00	0.00	0.00	0.00	0.00	0.00	0.00	0.00	0.00	0.00	0.00	0.00	0.00	0.00	0.00	0.00	0.00	0.00	0.00	0.00	0.00		
Cash Disbursement Ceiling (CDC)	0.00	0.00	0.00	0.00	0.00	0.00	0.00	0.00	0.00	0.00	0.00	0.00	0.00	0.00	0.00	0.00	0.00	0.00	0.00	0.00	0.00	0.00	0.00	0.00	0.00	0.00	0.00	0.00	0.00		
TOTAL CASH DISBURSEMENTS	2,639,704.89	82,705.78	0.00	0.00	2,722,410.67	834,000.00	0.00	0.00	0.00	0.00	834,000.00	0.00	0.00	0.00	0.00	834,000.00	3,558,410.67	0.00	0.00	0.00	0.00	3,558,410.67	0.00	0.00	0.00	0.00	3,558,410.67				
NON-CASH DISBURSEMENTS	444,721.38	885.87	0.00	0.00	445,607.25	0.00	0.00	0.00	0.00	0.00	0.00	0.00	0.00	0.00	0.00	0.00	0.00	445,607.25	0.00	0.00	0.00	0.00	445,607.25	0.00	0.00	0.00	0.00	445,607.25			
Tax Refund/Advance Issued (TRA)	444,721.38	885.87	0.00	0.00	445,607.25	0.00	0.00	0.00	0.00	0.00	0.00	0.00	0.00	0.00	0.00	0.00	0.00	445,607.25	0.00	0.00	0.00	0.00	445,607.25	0.00	0.00	0.00	0.00	445,607.25			
Non-Cash Allocation Authority (NCAA)	0.00	0.00	0.00	0.00	0.00	0.00	0.00	0.00	0.00	0.00	0.00	0.00	0.00	0.00	0.00	0.00	0.00	0.00	0.00	0.00	0.00	0.00	0.00	0.00	0.00	0.00	0.00	0.00	0.00		
Disbursements affected through outright deductions from claims (please specify...)	0.00	0.00	0.00	0.00	0.00	0.00	0.00	0.00	0.00	0.00	0.00	0.00	0.00	0.00	0.00	0.00	0.00	0.00	0.00	0.00	0.00	0.00	0.00	0.00	0.00	0.00	0.00	0.00	0.00		
Overpayment of expenses (e.g. personnel benefits)	0.00	0.00	0.00	0.00	0.00	0.00	0.00	0.00	0.00	0.00	0.00	0.00	0.00	0.00	0.00	0.00	0.00	0.00	0.00	0.00	0.00	0.00	0.00	0.00	0.00	0.00	0.00	0.00	0.00	0.00	
Restitution for loss of government property	0.00	0.00	0.00	0.00	0.00	0.00	0.00	0.00	0.00	0.00	0.00	0.00	0.00	0.00	0.00	0.00	0.00	0.00	0.00	0.00	0.00	0.00	0.00	0.00	0.00	0.00	0.00	0.00	0.00	0.00	
Liquidated damages and similar claims	0.00	0.00	0.00	0.00	0.00	0.00	0.00	0.00	0.00	0.00	0.00	0.00	0.00	0.00	0.00	0.00	0.00	0.00	0.00	0.00	0.00	0.00	0.00	0.00	0.00	0.00	0.00	0.00	0.00	0.00	
Others (e.g. TEF, BTV, Docu Stamp, etc.)	0.00	0.00	0.00	0.00	0.00	0.00	0.00	0.00	0.00	0.00	0.00	0.00	0.00	0.00	0.00	0.00	0.00	0.00	0.00	0.00	0.00	0.00	0.00	0.00	0.00	0.00	0.00	0.00	0.00	0.00	
TOTAL NON-CASH DISBURSEMENTS	444,721.38	885.87	0.00	0.00	445,607.25	0.00	0.00	0.00	0.00	0.00	0.00	0.00	0.00	0.00	0.00	0.00	0.00	445,607.25	0.00	0.00	0.00	0.00	445,607.25	0.00	0.00	0.00	0.00	445,607.25			
GRAND TOTAL	3,084,426.27	83,591.65	0.00	0.00	3,168,017.92	834,000.00	0.00	0.00	0.00	0.00	834,000.00	0.00	0.00	0.00	0.00	834,000.00	4,004,017.92	0.00	0.00	0.00	0.00	4,004,017.92	0.00	0.00	0.00	0.00	4,004,017.92				

SUMMARY

Particulars	Previous Report (1)	This Month (2)	As of Date (4)
Total Disbursement Authorities Received	0.00	6,323,607.25	6,323,607.25
NCA	0.00	5,878,000.00	5,878,000.00
NTA	0.00	0.00	0.00
Working Fund	0.00	0.00	0.00
TRA	0.00	445,607.25	445,607.25
CDC	0.00	0.00	0.00
NCAA	0.00	0.00	0.00
Less: Notice of Transfer of Allocations (NTA) Issued	0.00	0.00	0.00
Total Disbursement Authorities Available	0.00	6,323,607.25	6,323,607.25
Less:	0.00	0.00	0.00
Lapsed NCA	0.00	0.00	0.00
Disbursements	0.00	4,002,017.92	4,002,017.92
Less: Other Non-Cash Disbursements	0.00	0.00	0.00
Disbursements affected through outright deductions from claims	0.00	0.00	0.00
Overpayment of expenses (e.g. personnel benefits)	0.00	0.00	0.00
Restitution for loss of government property	0.00	0.00	0.00
Liquidated damages and similar claims	0.00	0.00	0.00
Others (e.g. TEF, BTV, Docu Stamp, etc.)	0.00	0.00	0.00
Add/Less: Adjustments (e.g. cancelled checks)	0.00	0.00	0.00
Balance of Disbursement Authorities as at date	0.00	2,321,589.33	2,321,589.33
Total Disbursements Program	0.00	6,255,000.00	6,255,000.00
Less: Actual Disbursements	0.00	4,002,017.92	4,002,017.92
(Over)/Under spending	0.00	2,252,982.08	2,252,982.08

Notes: * The use of NTA is discouraged
 Notes: ** Amounts should tally with the grand total disbursement (column 27).

Certified Correct:


 GRACE A. MANALO
 Chief, Finance Division
 Date: 2022-04-08 08:27:31

Recommending Approval:

 GIAN MARLON
 DIC, Deputy Executive Director
 Date: 2022-04-08 08:27:35

Approved by:

 MARLENE L. CARUBAG
 Chief, Executive Director
 Date: 2022-04-08 09:23:01



MONTHLY REPORT OF DISBURSEMENTS
For the month of February 2022

Department: Department of Finance (DOF)
Agency/Entity: National Tax Research Center
Operating Unit: < not applicable >
Organization Code (UAOS): 11 009 000000
Fund Cluster: 01 Regular Agency Fund

Particulars	Current Year Budget					Prior Year's Budget										Trust Liabilities					Remarks							
	PS	MOOE	FinEx	CO	TOTAL	Prior Year's Accounts Payable					Current Year's Accounts Payable					SUB-TOTAL	TOTAL	Trust Liabilities										
						PS	MOOE	FinEx	CO	Sub-Total	PS	MOOE	FinEx	CO	Sub-Total			PS	MOOE	CO		TOTAL						
1	2	3	4	5	6=(2+3+4+5)	7	8	9	10	11=(7+8+9+10)	12	13	14	15	16=(12+13+14+15)	17=(11+16)	18=(17)	19	20	21	22=(19+20+21)	23	24	25	26	27=(23+24+25+26)	28	
CASH DISBURSEMENTS	5,154,743.00	571,346.18	0.00	0.00	5,726,091.79	130,483.37	77,896.76	0.00	0.00	208,382.13	0.00	0.00	0.00	0.00	208,382.13	5,934,473.91	0.00	0.00	0.00	0.00	5,285,226.97	649,246.94	0.00	0.00	0.00	5,934,473.91		
Notice of Cash Allocation (NCA)	5,154,743.00	571,346.18	0.00	0.00	5,726,091.79	130,483.37	77,896.76	0.00	0.00	208,382.13	0.00	0.00	0.00	0.00	208,382.13	5,934,473.91	0.00	0.00	0.00	0.00	5,285,226.97	649,246.94	0.00	0.00	0.00	5,934,473.91		
MDS Checks Issued	1,122,384.75	177,722.53	0.00	0.00	1,300,107.28	129,823.37	0.00	0.00	0.00	129,823.37	0.00	0.00	0.00	0.00	129,823.37	1,430,031.05	0.00	0.00	0.00	0.00	1,292,308.12	177,722.93	0.00	0.00	0.00	1,430,031.05		
Advice to Debit Account	4,032,358.85	393,623.65	0.00	0.00	4,425,982.50	96,660.00	77,896.76	0.00	0.00	78,456.76	0.00	0.00	0.00	0.00	78,456.76	4,504,442.86	0.00	0.00	0.00	0.00	4,032,918.85	471,524.01	0.00	0.00	0.00	4,504,442.86		
Notice of Transfer Allocations (NTA)	0.00	0.00	0.00	0.00	0.00	0.00	0.00	0.00	0.00	0.00	0.00	0.00	0.00	0.00	0.00	0.00	0.00	0.00	0.00	0.00	0.00	0.00	0.00	0.00	0.00	0.00		
MDS Checks Issued	0.00	0.00	0.00	0.00	0.00	0.00	0.00	0.00	0.00	0.00	0.00	0.00	0.00	0.00	0.00	0.00	0.00	0.00	0.00	0.00	0.00	0.00	0.00	0.00	0.00	0.00	0.00	
Advice to Debit Account	0.00	0.00	0.00	0.00	0.00	0.00	0.00	0.00	0.00	0.00	0.00	0.00	0.00	0.00	0.00	0.00	0.00	0.00	0.00	0.00	0.00	0.00	0.00	0.00	0.00	0.00	0.00	
Working Fund for FAPs	0.00	0.00	0.00	0.00	0.00	0.00	0.00	0.00	0.00	0.00	0.00	0.00	0.00	0.00	0.00	0.00	0.00	0.00	0.00	0.00	0.00	0.00	0.00	0.00	0.00	0.00	0.00	
Cash Disbursement Calling (CDC)	0.00	0.00	0.00	0.00	0.00	0.00	0.00	0.00	0.00	0.00	0.00	0.00	0.00	0.00	0.00	0.00	0.00	0.00	0.00	0.00	0.00	0.00	0.00	0.00	0.00	0.00	0.00	
TOTAL CASH DISBURSEMENTS	5,154,743.00	571,346.18	0.00	0.00	5,726,091.79	130,483.37	77,896.76	0.00	0.00	208,382.13	0.00	0.00	0.00	0.00	208,382.13	5,934,473.91	0.00	0.00	0.00	0.00	5,285,226.97	649,246.94	0.00	0.00	0.00	5,934,473.91		
NON-CASH DISBURSEMENTS	552,271.07	6,592.27	0.00	0.00	558,863.34	0.00	0.00	0.00	0.00	0.00	0.00	0.00	0.00	0.00	558,863.34	0.00	0.00	0.00	0.00	0.00	552,271.07	6,592.27	0.00	0.00	0.00	558,863.34		
Tax Remittance Advice Issued (TRA)	552,271.07	6,592.27	0.00	0.00	558,863.34	0.00	0.00	0.00	0.00	0.00	0.00	0.00	0.00	0.00	558,863.34	0.00	0.00	0.00	0.00	0.00	552,271.07	6,592.27	0.00	0.00	0.00	558,863.34		
Non-Cash Availment Authority (NCAA)	0.00	0.00	0.00	0.00	0.00	0.00	0.00	0.00	0.00	0.00	0.00	0.00	0.00	0.00	0.00	0.00	0.00	0.00	0.00	0.00	0.00	0.00	0.00	0.00	0.00	0.00	0.00	
Disbursements effected through outright deductions from claims (please specify...)	0.00	0.00	0.00	0.00	0.00	0.00	0.00	0.00	0.00	0.00	0.00	0.00	0.00	0.00	0.00	0.00	0.00	0.00	0.00	0.00	0.00	0.00	0.00	0.00	0.00	0.00	0.00	
Overpayment of expenses (e.g. personal benefits)	0.00	0.00	0.00	0.00	0.00	0.00	0.00	0.00	0.00	0.00	0.00	0.00	0.00	0.00	0.00	0.00	0.00	0.00	0.00	0.00	0.00	0.00	0.00	0.00	0.00	0.00	0.00	
Restitution for loss of government property	0.00	0.00	0.00	0.00	0.00	0.00	0.00	0.00	0.00	0.00	0.00	0.00	0.00	0.00	0.00	0.00	0.00	0.00	0.00	0.00	0.00	0.00	0.00	0.00	0.00	0.00	0.00	
Liquidated damages and similar claims	0.00	0.00	0.00	0.00	0.00	0.00	0.00	0.00	0.00	0.00	0.00	0.00	0.00	0.00	0.00	0.00	0.00	0.00	0.00	0.00	0.00	0.00	0.00	0.00	0.00	0.00	0.00	
Others (TEF, BTV, Documentary Stamp Tax, etc.)	0.00	0.00	0.00	0.00	0.00	0.00	0.00	0.00	0.00	0.00	0.00	0.00	0.00	0.00	0.00	0.00	0.00	0.00	0.00	0.00	0.00	0.00	0.00	0.00	0.00	0.00	0.00	
TOTAL NON-CASH DISBURSEMENTS	552,271.07	6,592.27	0.00	0.00	558,863.34	0.00	0.00	0.00	0.00	0.00	0.00	0.00	0.00	0.00	558,863.34	0.00	0.00	0.00	0.00	0.00	552,271.07	6,592.27	0.00	0.00	0.00	558,863.34		
GRAND TOTAL	5,707,014.07	577,940.25	0.00	0.00	6,284,954.32	130,483.37	77,896.76	0.00	0.00	208,382.13	0.00	0.00	0.00	0.00	208,382.13	6,493,337.05	0.00	0.00	0.00	0.00	5,837,498.04	655,839.01	0.00	0.00	0.00	6,493,337.05		


Particulars	Previous Report (1)	This Month (2)	As at Date (3)
Total Disbursement Authorities Received	6,323,607.25	6,437,863.14	12,761,470.39
NCA	5,878,000.00	5,878,000.00	11,757,000.00
NTA	0.00	0.00	0.00
Working Fund	0.00	0.00	0.00
TRA	445,607.25	559,863.14	1,004,470.39
CDC	0.00	0.00	0.00
NCAA	0.00	0.00	0.00
Less: Notice of Transfer of Allocations (NTA) issued	0.00	0.00	0.00
Total Disbursement Authorities Available	6,323,607.25	6,437,863.14	12,761,470.39
Less:			
Lapsed NCA	0.00	0.00	0.00
Disbursements	4,002,017.92	6,493,337.05	10,495,354.97
Less: Other Non-Cash Disbursements	0.00	0.00	0.00
Disbursements effected through outright deductions from claims	0.00	0.00	0.00
Overpayment of expenses (e.g. personal benefits)	0.00	0.00	0.00
Restitution for loss of government property	0.00	0.00	0.00
Liquidated damages and similar claims	0.00	0.00	0.00
Others (e.g. TEF, BTV, Docs Stamp, etc.)	0.00	0.00	0.00
Adjustment: Adjustments (e.g. cancelled/voided checks)	0.00	0.00	0.00
Balance of Disbursement Authorities as at date	2,321,589.33	(55,473.91)	2,266,115.42
Total Disbursements Program	6,295,000.00	6,295,000.00	12,511,000.00
Less: Actual Disbursements	4,002,017.92	6,493,337.05	10,495,354.97
(Over)/Under spending	2,292,982.08	(237,337.05)	2,015,645.03

Note: * The use of NTA is discouraged
Note: ** Amounts should tally with the grand total disbursement (column 27).

Certified Correct:
[Signature]
GRACE A. MANALO
C/O, Finance Division
Date: 2022-04-08 08:27:54

Recommended:
[Signature]
GIAN CARLOS RODRIGUEZ
Deputy Executive Director
Date: 2022-04-08 08:27:55

Approved:
[Signature]
MARLENE L. CALIBAG
Executive Director
Date: 2022-04-08 09:22:17




MONTHLY REPORT OF DISBURSEMENTS
For the month of March 2022

Department: Department of Finance (DOF)
Agency/Entity: National Tax Research Center
Operating Unit: < not applicable >
Organization Code (UAOS): 11 009 000000
Fund Cluster: 01 Regular Agency Fund

Main financial report table with columns for Particulars, Current Year Budget, Prior Year's Accounts Payable, and Grand Total. Includes rows for CASH DISBURSEMENTS, NON-CASH DISBURSEMENTS, and a SUMMARY section.

SUMMARY table with columns: Particulars, Previous Report, This Month, As at Date. Lists various disbursement categories and their amounts.



Certified Correct:
GRACE A. MANALO
IC, Finance Division
Date: 2022-04-08 09:20:37

Recommended By:
GIAN CALLOS RODRIGUEZ
Deputy Executive Director
Date: 2022-04-08 12:20:43

Approved By:
MARLINE LUCERO-CALLABAG
Deputy Executive Director
Date: 2022-04-08 09:21:24