



STATEMENT OF APPROPRIATIONS, ALLOTMENTS, OBLIGATIONS, DISBURSEMENTS AND BALANCES
As at the Quarter Ending September 30, 2023

FAR No. 1

Department : Department of Finance (DOF)
Agency/Entity : National Tax Research Center
Operating Unit : < not applicable >
Organization Code (UACS) : 11 009 000000
Fund Cluster : 01 - Regular Agency Fund

X Current Year Appropriations
Supplemental Appropriations
Continuing Appropriations

(e.g. UACS Fund Cluster: 01-Regular Agency Fund, 02-Foreign Assisted Projects Fund, 03-Special Account-Locally Funded/Domestic Grants Fund, and 04-Special Account-Foreign Assisted/Foreign Grants Fund)

Particulars	UACS CODE	Appropriations			Allotments			Current Year Obligations				Current Year Disbursements				Balances						
		Authorized Appropriations	Adjustments (Transfer To/From, Modifications/Augmentations)	Adjusted Appropriations	Allotments Received	Adjustments (Reductions, Modifications/Augmentations)	Transfer To	Transfer From	Adjusted Allotments	1st Quarter Ending March 31	2nd Quarter Ending June 30	3rd Quarter Ending September 30	4th Quarter Ending December 31	Total	1st Quarter Ending March 31	2nd Quarter Ending June 30	3rd Quarter Ending September 30	4th Quarter Ending December 31	Total	Unreleased Appropriations	Unobligated Allotments	Unpaid Obligations (15-20)+(23+24)
I. Agency Specific Budget		101,002,238.00	0.00	101,002,238.00	101,002,238.00	0.00	0.00	101,002,238.00	24,828,099.81	20,232,004.89	23,540,793.31	0.00	19(11+12+13+14)	16	17	18	19	20(16+17+18+19)	21	22	23	24
General Administration and Support	10000000000000	75,094,000.00	0.00	75,094,000.00	75,094,000.00	0.00	0.00	75,094,000.00	11,869,496.35	26,027,057.45	21,258,073.48	0.00	59,175,227.26	8,022,002.90	26,392,254.50	22,831,105.29	0.00	76,123,166.43	0.00	24,283,330.22	143,217.71	432,285.65
General management and supervision	100000100001000	75,490,000.00	0.00	75,490,000.00	75,490,000.00	0.00	0.00	75,490,000.00	11,869,496.35	25,853,729.48	21,126,073.48	0.00	58,661,227.26	6,622,002.90	26,210,254.50	22,699,155.29	0.00	59,840,312.46	0.00	18,918,772.74	143,217.71	165,697.09
PS		63,642,000.00	0.00	63,642,000.00	63,642,000.00	0.00	0.00	63,642,000.00	8,829,891.41	23,603,729.48	18,308,000.53	0.00	50,710,721.42	8,294,981.41	23,645,959.89	18,749,850.47	0.00	50,733,901.77	0.00	16,850,772.74	143,217.71	165,697.09
MOOE		11,848,000.00	0.00	11,848,000.00	11,848,000.00	0.00	0.00	11,848,000.00	3,060,594.94	2,249,327.97	2,816,672.93	0.00	6,128,305.84	1,327,911.49	2,529,294.41	3,948,204.79	0.00	7,808,410.66	0.00	12,901,279.29	0.00	0.00
Administration of Personnel Benefits	100000100002000	2,604,000.00	0.00	2,604,000.00	2,604,000.00	0.00	0.00	2,604,000.00	0.00	174,600.00	132,000.00	0.00	308,000.00	0.00	174,600.00	132,000.00	0.00	308,000.00	0.00	2,298,000.00	0.00	0.00
PS		2,604,000.00	0.00	2,604,000.00	2,604,000.00	0.00	0.00	2,604,000.00	0.00	174,600.00	132,000.00	0.00	308,000.00	0.00	174,600.00	132,000.00	0.00	308,000.00	0.00	2,298,000.00	0.00	0.00
Sub-Total, General Administration and Support		76,094,000.00	0.00	76,094,000.00	76,094,000.00	0.00	0.00	76,094,000.00	11,869,496.35	26,027,057.45	21,258,073.48	0.00	59,175,227.26	8,022,002.90	26,392,254.50	22,831,105.29	0.00	76,123,166.43	0.00	24,283,330.22	143,217.71	432,285.65
PS		63,248,000.00	0.00	63,248,000.00	63,248,000.00	0.00	0.00	63,248,000.00	11,869,496.35	26,027,057.45	21,258,073.48	0.00	59,175,227.26	8,022,002.90	26,392,254.50	22,831,105.29	0.00	76,123,166.43	0.00	24,283,330.22	143,217.71	432,285.65
MOOE		11,848,000.00	0.00	11,848,000.00	11,848,000.00	0.00	0.00	11,848,000.00	3,060,594.94	2,249,327.97	2,816,672.93	0.00	6,128,305.84	1,327,911.49	2,529,294.41	3,948,204.79	0.00	7,808,410.66	0.00	12,901,279.29	0.00	0.00
FinEx (if Applicable)		0.00	0.00	0.00	0.00	0.00	0.00	0.00	0.00	0.00	0.00	0.00	0.00	0.00	0.00	0.00	0.00	0.00	0.00	0.00	0.00	0.00
CO		0.00	0.00	0.00	0.00	0.00	0.00	0.00	0.00	0.00	0.00	0.00	0.00	0.00	0.00	0.00	0.00	0.00	0.00	0.00	0.00	0.00
Operations	30000000000000	22,908,000.00	0.00	22,908,000.00	22,908,000.00	0.00	0.00	22,908,000.00	13,010,499.23	2,205,847.44	2,388,095.85	0.00	17,543,442.52	12,912,228.90	1,601,755.93	3,102,869.13	0.00	17,276,853.98	0.00	5,364,557.48	0.00	205,588.56
OD: Philippine Tax System Improved		22,908,000.00	0.00	22,908,000.00	22,908,000.00	0.00	0.00	22,908,000.00	13,010,499.23	2,205,847.44	2,388,095.85	0.00	17,543,442.52	12,912,228.90	1,601,755.93	3,102,869.13	0.00	17,276,853.98	0.00	5,364,557.48	0.00	205,588.56
NATIONAL TAX ADVISORY PROGRAM		22,908,000.00	0.00	22,908,000.00	22,908,000.00	0.00	0.00	22,908,000.00	13,010,499.23	2,205,847.44	2,388,095.85	0.00	17,543,442.52	12,912,228.90	1,601,755.93	3,102,869.13	0.00	17,276,853.98	0.00	5,364,557.48	0.00	205,588.56
Tax Systems and Tax Policy Structure Studies and Surveys	310100100001000	22,791,000.00	0.00	22,791,000.00	22,791,000.00	0.00	0.00	22,791,000.00	13,026,499.23	2,205,847.44	2,388,095.85	0.00	17,543,442.52	12,912,228.90	1,601,755.93	3,102,869.13	0.00	17,276,853.98	0.00	5,364,557.48	0.00	205,588.56
PS		12,189,000.00	0.00	12,189,000.00	12,189,000.00	0.00	0.00	12,189,000.00	13,026,499.23	2,205,847.44	2,388,095.85	0.00	17,543,442.52	12,912,228.90	1,601,755.93	3,102,869.13	0.00	17,276,853.98	0.00	5,364,557.48	0.00	205,588.56
MOOE		7,777,000.00	0.00	7,777,000.00	7,777,000.00	0.00	0.00	7,777,000.00	0.00	0.00	0.00	0.00	11,293,000.00	10,345,342.38	681,032.61	68,625.00	0.00	11,293,000.00	0.00	898,000.00	0.00	266,588.56
CO		2,825,000.00	0.00	2,825,000.00	2,825,000.00	0.00	0.00	2,825,000.00	0.00	0.00	0.00	0.00	3,476,192.52	1,611,227.81	740,223.32	857,652.83	0.00	2,667,250.00	0.00	4,300,807.43	0.00	266,588.56
Evaluation of Tax Subsidy Requests from Governments Owned and Controlled Corporations (GOCCs)	310100100002000	117,000.00	0.00	117,000.00	117,000.00	0.00	0.00	117,000.00	0.00	0.00	0.00	0.00	2,667,250.00	550,000.00	0.00	2,107,250.00	0.00	2,667,250.00	0.00	4,300,807.43	0.00	266,588.56
MOOE		117,000.00	0.00	117,000.00	117,000.00	0.00	0.00	117,000.00	0.00	0.00	0.00	0.00	2,667,250.00	550,000.00	0.00	2,107,250.00	0.00	2,667,250.00	0.00	4,300,807.43	0.00	266,588.56
Sub-Total, Operations		22,908,000.00	0.00	22,908,000.00	22,908,000.00	0.00	0.00	22,908,000.00	13,010,499.23	2,205,847.44	2,388,095.85	0.00	17,543,442.52	12,912,228.90	1,601,755.93	3,102,869.13	0.00	17,276,853.98	0.00	5,364,557.48	0.00	205,588.56
PS		12,189,000.00	0.00	12,189,000.00	12,189,000.00	0.00	0.00	12,189,000.00	13,026,499.23	2,205,847.44	2,388,095.85	0.00	17,543,442.52	12,912,228.90	1,601,755.93	3,102,869.13	0.00	17,276,853.98	0.00	5,364,557.48	0.00	205,588.56
MOOE		7,894,000.00	0.00	7,894,000.00	7,894,000.00	0.00	0.00	7,894,000.00	0.00	0.00	0.00	0.00	11,293,000.00	10,345,342.38	681,032.61	68,625.00	0.00	11,293,000.00	0.00	898,000.00	0.00	266,588.56
FinEx (if Applicable)		0.00	0.00	0.00	0.00	0.00	0.00	0.00	0.00	0.00	0.00	0.00	3,591,192.52	1,610,586.51	750,723.32	628,694.13	0.00	3,320,603.96	0.00	4,300,807.48	0.00	205,588.56
CO		2,825,000.00	0.00	2,825,000.00	2,825,000.00	0.00	0.00	2,825,000.00	0.00	0.00	0.00	0.00	2,667,250.00	550,000.00	0.00	2,107,250.00	0.00	2,667,250.00	0.00	4,300,807.48	0.00	205,588.56
Total		101,002,238.00	0.00	101,002,238.00	101,002,238.00	0.00	0.00	101,002,238.00	550,000.00	647,000.00	1,460,250.00	0.00	2,697,250.00	550,000.00	0.00	2,107,250.00	0.00	2,697,250.00	0.00	167,750.00	0.00	0.00

This report was generated using the Unified Reporting System on October 16, 2023 7:52 AM. Status : SUBMITTED

Department : Department of Finance (DOF)
 Agency/Entity : National Tax Research Center
 Operating Unit : < not applicable >
 Organization Code (UACS) : 11 009 000000
 Fund Cluster : 01 - Regular Agency Fund


X Current Year Appropriations
 Supplemental Appropriations
 Continuing Appropriations


(e.g. UACS Fund Cluster: 01-Regular Agency Fund, 02-Foreign Assisted Projects Fund, 03-Special Account-Locally Funded/Domestic Grants Fund, and 04-Special Account-Foreign Assisted/Foreign Grants Fund)


Particulars	UACS CODE	Appropriations					Allotments				Current Year Obligations				Current Year Disbursements				Balances				
		Authorized Appropriations	Adjustments (Transfer From/Modifications/Augmentations)	Adjusted Appropriations	Allotments Received	Adjustments (Reductions/Modifications/Augmentations)	Transfer To	Transfer From	Adjusted Allotments	1st Quarter Ending March 31	2nd Quarter Ending June 30	3rd Quarter Ending September 30	4th Quarter Ending December 31	Total	1st Quarter Ending March 31	2nd Quarter Ending June 30	3rd Quarter Ending September 30	4th Quarter Ending December 31	Total	Unreleased Appropriations	Unobligated Allotments	Unpaid Obligations (15-20)+(23+24)	
		3	4	5=(3+4)	6	7	8	9	10=(6+7+8+9)	11	12	13	14	15=(11+12+13+14)	16	17	18	19	20=(16+17+18+19)	21	22	23	24
Sub-Total I. Agency Specific Budget		191,602,000.00	0.00	191,602,000.00	191,602,000.00	0.00	0.00	191,602,000.00	24,336,935.38	28,232,064.89	23,546,769.31	0.00	76,715,669.58	22,135,131.80	28,054,010.23	25,934,024.33	6.00	76,125,166.42	0.00	14,283,330.23	143,217.71	452,285.05	0.00
FS		78,435,000.00	0.00	78,435,000.00	78,435,000.00	0.00	0.00	78,435,000.00	19,305,195.85	24,567,000.00	18,500,825.63	0.00	62,335,721.42	18,640,333.80	24,743,992.50	18,948,075.47	0.00	62,335,901.77	0.00	16,093,279.58	6,819.65	452,285.05	0.00
MODE		19,742,000.00	0.00	19,742,000.00	19,742,000.00	0.00	0.00	19,742,000.00	5,123,799.78	3,016,004.80	3,078,893.78	0.00	11,211,898.36	2,944,788.00	3,310,017.73	4,878,189.82	0.00	11,133,014.65	0.00	8,020,301.64	138,388.06	452,285.05	0.00
FinEx (if Applicable)		0.00	0.00	0.00	0.00	0.00	0.00	0.00	0.00	0.00	0.00	0.00	0.00	0.00	0.00	0.00	0.00	0.00	0.00	0.00	0.00	0.00	0.00
CO		2,825,000.00	0.00	2,825,000.00	2,825,000.00	0.00	0.00	2,825,000.00	0.00	0.00	0.00	0.00	0.00	0.00	0.00	0.00	0.00	0.00	0.00	0.00	0.00	0.00	0.00
II. Automatic Appropriations		7,243,000.00	0.00	7,243,000.00	7,243,000.00	0.00	0.00	7,243,000.00	2,888,000.00	550,000.00	647,000.00	1,460,250.00	0.00	2,557,250.00	550,000.00	0.00	2,107,250.00	0.00	2,051,250.00	0.00	187,750.00	0.00	0.00
Specific Budget of National Government Agencies		7,243,000.00	0.00	7,243,000.00	7,243,000.00	0.00	0.00	7,243,000.00	2,888,000.00	550,000.00	647,000.00	1,460,250.00	0.00	2,557,250.00	550,000.00	0.00	2,107,250.00	0.00	2,051,250.00	0.00	187,750.00	0.00	0.00
Retirement and Life Insurance Premiums		7,243,000.00	0.00	7,243,000.00	7,243,000.00	0.00	0.00	7,243,000.00	2,888,000.00	550,000.00	647,000.00	1,460,250.00	0.00	2,557,250.00	550,000.00	0.00	2,107,250.00	0.00	2,051,250.00	0.00	187,750.00	0.00	0.00
PB		7,243,000.00	0.00	7,243,000.00	7,243,000.00	0.00	0.00	7,243,000.00	2,888,000.00	550,000.00	647,000.00	1,460,250.00	0.00	2,557,250.00	550,000.00	0.00	2,107,250.00	0.00	2,051,250.00	0.00	187,750.00	0.00	0.00
Sub-Total II. Automatic Appropriations		7,243,000.00	0.00	7,243,000.00	7,243,000.00	0.00	0.00	7,243,000.00	2,888,000.00	550,000.00	647,000.00	1,460,250.00	0.00	2,557,250.00	550,000.00	0.00	2,107,250.00	0.00	2,051,250.00	0.00	187,750.00	0.00	0.00
PB		7,243,000.00	0.00	7,243,000.00	7,243,000.00	0.00	0.00	7,243,000.00	2,888,000.00	550,000.00	647,000.00	1,460,250.00	0.00	2,557,250.00	550,000.00	0.00	2,107,250.00	0.00	2,051,250.00	0.00	187,750.00	0.00	0.00
MODE		0.00	0.00	0.00	0.00	0.00	0.00	0.00	0.00	0.00	0.00	0.00	0.00	0.00	0.00	0.00	0.00	0.00	0.00	0.00	0.00	0.00	0.00
FinEx		0.00	0.00	0.00	0.00	0.00	0.00	0.00	0.00	0.00	0.00	0.00	0.00	0.00	0.00	0.00	0.00	0.00	0.00	0.00	0.00	0.00	0.00
CO		0.00	0.00	0.00	0.00	0.00	0.00	0.00	0.00	0.00	0.00	0.00	0.00	0.00	0.00	0.00	0.00	0.00	0.00	0.00	0.00	0.00	0.00
III. Special Purpose Fund		0.00	2,338,648.00	2,338,648.00	0.00	2,338,648.00	0.00	0.00	2,338,648.00	0.00	0.00	0.00	0.00	0.00	0.00	0.00	0.00	0.00	0.00	0.00	0.00	0.00	0.00
Miscellaneous Personnel Benefits Fund		0.00	2,338,648.00	2,338,648.00	0.00	2,338,648.00	0.00	0.00	2,338,648.00	0.00	0.00	0.00	0.00	0.00	0.00	0.00	0.00	0.00	0.00	0.00	0.00	0.00	0.00
PB		0.00	2,338,648.00	2,338,648.00	0.00	2,338,648.00	0.00	0.00	2,338,648.00	0.00	0.00	0.00	0.00	0.00	0.00	0.00	0.00	0.00	0.00	0.00	0.00	0.00	0.00
Sub-Total III. Special Purpose Fund		0.00	2,338,648.00	2,338,648.00	0.00	2,338,648.00	0.00	0.00	2,338,648.00	0.00	0.00	0.00	0.00	0.00	0.00	0.00	0.00	0.00	0.00	0.00	0.00	0.00	0.00
PB		0.00	2,338,648.00	2,338,648.00	0.00	2,338,648.00	0.00	0.00	2,338,648.00	0.00	0.00	0.00	0.00	0.00	0.00	0.00	0.00	0.00	0.00	0.00	0.00	0.00	0.00
MODE		0.00	0.00	0.00	0.00	0.00	0.00	0.00	0.00	0.00	0.00	0.00	0.00	0.00	0.00	0.00	0.00	0.00	0.00	0.00	0.00	0.00	0.00
FinEx		0.00	0.00	0.00	0.00	0.00	0.00	0.00	0.00	0.00	0.00	0.00	0.00	0.00	0.00	0.00	0.00	0.00	0.00	0.00	0.00	0.00	0.00
CO		0.00	0.00	0.00	0.00	0.00	0.00	0.00	0.00	0.00	0.00	0.00	0.00	0.00	0.00	0.00	0.00	0.00	0.00	0.00	0.00	0.00	0.00
IV. Reversion of the Unobligated Allotments charged against R.A. Nos. 15465 and 15484		0.00	0.00	0.00	0.00	0.00	0.00	0.00	0.00	0.00	0.00	0.00	0.00	0.00	0.00	0.00	0.00	0.00	0.00	0.00	0.00	0.00	0.00
GRAND TOTAL		198,745,000.00	2,338,648.00	196,981,648.00	198,745,000.00	2,338,648.00	0.00	198,745,000.00	29,348,437.33	30,252,160.16	25,584,673.88	0.00	85,180,671.37	26,421,362.32	30,673,385.70	26,642,622.11	0.00	84,597,649.33	0.00	16,441,078.43	150,845.83	452,285.05	0.00
PS		85,878,000.00	2,338,648.00	88,014,648.00	85,878,000.00	2,338,648.00	0.00	88,014,648.00	22,669,637.55	26,587,255.56	20,524,730.10	0.00	70,781,623.21	22,976,554.52	26,763,347.97	21,077,473.10	0.00	70,767,375.68	0.00	12,233,024.70	14,247.83	452,285.05	0.00
MODE		19,742,000.00	0.00	19,742,000.00	19,742,000.00	0.00	0.00	19,742,000.00	5,123,799.78	3,016,004.80	3,078,893.78	0.00	11,211,898.36	2,944,788.00	3,310,017.73	4,878,189.82	0.00	11,133,014.65	0.00	8,020,301.64	138,388.06	452,285.05	0.00
CO		2,825,000.00	0.00	2,825,000.00	2,825,000.00	0.00	0.00	2,825,000.00	0.00	0.00	0.00	0.00	0.00	0.00	0.00	0.00	0.00	0.00	0.00	0.00	0.00	0.00	0.00
Recapitulation by OD:		22,908,000.00	0.00	22,908,000.00	22,908,000.00	0.00	0.00	22,908,000.00	13,049,499.23	7,205,847.44	2,288,095.85	0.00	17,543,442.52	12,512,228.90	1,661,755.93	3,102,603.13	0.00	17,276,853.00	0.00	5,304,557.48	0.00	268,598.66	0.00
I. Agency Specific Budget		22,908,000.00	0.00	22,908,000.00	22,908,000.00	0.00	0.00	22,908,000.00	13,049,499.23	7,205,847.44	2,288,095.85	0.00	17,543,442.52	12,512,228.90	1,661,755.93	3,102,603.13	0.00	17,276,853.00	0.00	5,304,557.48	0.00	268,598.66	0.00
NATIONAL TAX ADVISORY PROGRAM		0.00	0.00	0.00	0.00	0.00	0.00	0.00	0.00	0.00	0.00	0.00	0.00	0.00	0.00	0.00	0.00	0.00	0.00	0.00	0.00	0.00	0.00

Certified Correct:

ARNEL MARK S. LLANTO
Accountant III
Date: October 16, 2023 08:52 AM

Certified Correct:

GRACE A. MAMILAO
Chief, Finance Division
Date: October 16, 2023 08:52 AM

Recapitulation prepared by:

DAY CALVO D. RODRIGUEZ
Deputy Executive Director
Date: October 16, 2023 08:52 AM

Approved By:

MARLENE LUCERO-CALUBOG
Executive Director
Date: October 16, 2023 07:28 AM